

**Density of Tobacco Retailers near University Effect on
Tobacco Use among Students**



Submitted by:

Muhammad Hamiz

ID: F2019122018

Supervised by:

Ifrah Khalid

SCHOOL OF GOVERNANCE & SOCIETY

UNIVERSITY OF MANAGEMENT AND TECHNOLOGY

DEDICATED
WITH
RESPECT AND LOVE
TO
MY LOVING PARENTS & FAMILY
WHO HAVE ALWAYS SUPPORTED
MY ACADEMIC ENDEAVORS,
ENLIGHTENED MY LIFE.
BY THEIR SUPPORT & COURAGE,
I GOT ENABLE TO COMPLETE THIS TASK.

DECLARATION

This is to solemnly swear that this research work is the outcome of my own efforts and I have also believed in good faith that this work has not been approved for the fulfillment of any degree in any University of Pakistan.

23-10-23

Date

F2019122018

Student

Supervision Certificate

This is to certify that the thesis, "*DENSITY OF TOBACCO RETAILERS NEAR UNIVERSITY EFFECT ON TOBACCO USE AMONG STUDENTS*" is an original research study carried out by MUHAMMAD HAMIZ, ID F2019122018 and Session 2019-23 in fulfillment of the requirements for the degree of BS PUBLIC ADMINISTRATION. I have supervised this research and found it as an excellent quality work.

Supervisor

Professor Ifrah Khalid



ACCEPTANCE CERTIFICATE

The thesis entitled "*DENSITY OF TOBACCO RETAILERS NEAR UNIVERSITY EFFECT ON TOBACCO USE AMONG STUDENTS*" written by MUHAMMAD HAMIZ, ID F2019122018. This research work is submitted for the partial fulfillment of the requirements of BS Public Administration.



Supervisor



HEAD OF DEPARTMENT

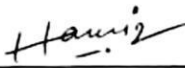
ACKNOELEDGEMENT

All praise to Almighty ALLAH the MOST Beneficial & Merciful, who bestowed me the capabilities and passions to achieve this goal. I pay all tributes to the Holy Prophet Muhammad (PBUH), the wisdom and gateway to knowledge.

I express my gratitude to my Supervisor **Miss Ifrah Khalid**, School of Governance and Society. For his keen interest, valuable suggestions, consistent encouragement and sympathetic attitude during the course of this research endeavor.

I am also warmly indebted to all my teachers. Associate Professors of, School of Governance and Society. I am grateful to my all other generous and Kind teachers in my whole academic career who taught me the manners of leading life, and helped me out for thesis writing.

I am also thankful to my sisters, brothers, colleagues and students for their prayers for my research work. I pay special thanks to my friend & colleague, who helped me out in my whole journey of thesis completion, without their kind cooperation I couldn't produce such stuff.



MUHAMMAD HAMIZ

Density of Tobacco Retailers near University Effect on Tobacco Use among Students

ABSTRACT

This study explores the density of tobacco retailers nearby a university and its likely effect on general wellbeing. Utilizing geographic information system, we investigated the dissemination of tobacco retailers inside a one-mile range of the university discoveries uncover a high density of tobacco retailers, including general stores, service stations, and tobacco stores, in nearness to the grounds. This high retailer density presents huge worries for the university local area, especially for understudies' smoking ways of behaving and openness to tobacco promoting. The ramifications of these discoveries are examined with regards to tobacco control approaches, wellbeing advancement, and the requirement for additional exploration to address this general medical problem. This study highlights the significance of establishing without tobacco conditions around instructive foundations to decrease smoking prevalence and protect the health of students. Further the data collection for the study was done using a technique called cross-sectional. It's a population size of 27,000 and a sample size of 379 calculated using the Morgan table. SPSS was used for data analyses.

Table of Contents

DEDICATED	ii
DECLARATION	iii
Supervision Certificate	4
ACCEPTANCE CERTIFICATE	v
ACKNOELEDGEMENT	vi
ABSTRACT	vii
Table of Contents.....	viii
CHAPTER ONE	1
INTRODUCTION	1
Introduction	1
Background of study	1
Problem Statement	2
Research Question	3
Organization of thesis	4
Chapter 1.....	4
Chapter 2.....	4
Chapter 3.....	4
Chapter 4.....	5
Chapter 5.....	5
introduction.....	6
Conclusion	6
CHAPTER TWO	7
LITERATURE REVIEW	7
PROPOSED FRAMEWORK	14
CHAPTER THREE	15
RESEARCH METHODOLOGY	15
INTRODUCTION	15
Research Design	15
Qualitative research	15
Quantitative research	16
Population of the study	17
Sample Size and Sample Design.....	17
Unit of Analysis.....	19
Measurement of Variables Understudy	19
Density of Tobacco retailers	19
Nearness of tobacco retailers	20

Youth Tobacco Use	20
DATA ANALYSIS STRATEGY:.....	21
SPSS:	21
CHAPTER FOUR	23
DATA ANALYSIS AND RESEARCH DESIGN.....	23
Response Rate.....	23
Shows the Response Rate	23
Cronbach Alpha.....	24
Descriptive Statistic	25
Response rate.....	25
Test of hypothesis.....	26
Regression	26
Evaluation Criteria for the R2 Reliability Coefficient.....	27
Regression results	27
CHAPTER NO FIVE	30
CONCLUSION AND RECOMMENDATIONS.....	30
INTRODUCTION	30
Hypothesis Testing Summary	30
Conclusion:.....	31
Future Recommendation.....	31
References:	33
SURVEY QUESTIONNAIRE	38
PERSONAL INFORMATION.....	38
Education of family head?	38
Smoking Behavior	39
DENSITY	41
NEARNESS.....	44

CHAPTER ONE

INTRODUCTION

Introduction

When tobacco use is presented and standardized among students close to a university, Students who probably won't have been presented to tobacco before may begin utilizing it to fit in or be essential for a specific gathering. This could prompt an expansion in tobacco use among students. Tobacco use close to universities can act as a passage to additional serious and habit-forming types of tobacco or other substance misuse. Students who start with smoking could advance to more standard and harmful tobacco utilization, and at times, they could explore different avenues regarding different medications also.

Background of study

(Chan and leatherdaie 2011) The prevalence of current smoking among youth aged 15 to 20 in Pakistan. This is cause for concern as youth who smoke are more likely to smoke as adult (2) and more engage in other health risk behavior. Youth smoking prevention should be a public health priority.

In university smoking boycotts gives official position to give a free climate, however in acting strategies university wall in only one stage in extensive tobacco counteraction among students. (Adams ML) The reason for this study was to investigate the connection between the density of tobacco retailers and the unlawful

tobacco deals rate with in university and smoking way of behaving among students. Youth smoking can generally be categorized as being Non-smoker, Occasional smoker daily smoker. The nonsmoker research has examined factor associated with their sustainability to become a future smoker (10-14) The smoking sustainability is defined as the absence of a determined decision not to smoke.

Youth smoking counteraction ought to be a general wellbeing need, it isn't just to keep from smoking yet in addition to keep nonsmoking youth from helpless to smoking. The goal of this exploration is to inspect how tobacco retailers density encompassing university and social smoking impacts are related with smoking defenselessness among youth of never smoking, occasional smoking and every day and current smoker.

Problem Statement

Tobacco use, especially smoking, is a critical general wellbeing worry because of its detrimental effect on individual wellbeing and prosperity. University students are a weak population as they might confront expanded feelings of anxiety, peer pressure, and different variables that can add to the initiation and continuation of tobacco use. The connection between the density of tobacco retailers close to university grounds and its expected consequences for tobacco use among students. The essential focus point of this study is to decide if the nearness and thickness of tobacco retailers nearby university grounds are related with higher rates of tobacco use among students.

Tobacco use among university students remains a significant public health concern worldwide. Many studies have shown that young adults, especially those attending higher education institutions, are particularly vulnerable to starting or increasing tobacco consumption. One critical factor that might influence tobacco use behavior among students is the availability and proximity of tobacco retailers near the university campus.

Research Question

RQ1: Is there a relationship between density of tobacco retailers and use of tobacco among students?

RQ2: Is there a relationship between nearness of tobacco retailers and tobacco use among students attending universities?

1.1 Research objective

Ro1: Examining the relation between tobacco use among the university students and density of tobacco retailers.

RO2: Examining the relation between tobacco use among the university students and nearness of tobacco retailers

1.2 Significance of this research

Density and nearness of tobacco retailers near the university has badly impacted on student's behavior. When there are more tobacco retailers near the campus then it

becomes easier for the students to occur tobacco products. And the nation of tobacco uses increase. If we take an eye view as medically, the smoking can also causes in teen children to b short of breath and to have less will power or stamina. Both of which can affect physical and national fitness. Research recommends that the tobacco retailers situated near campus can impact smoking commencement and suspension ways of behaving among students as well as youth.

Organization of thesis

The research study will comprise of 5 chapters that can be fully organized

Chapter 1

In this chapter we have described the effect of tobacco use on students. Its positive and negative aspects have also highlighted. There is also mentioned that how to control the tobacco retailers near the university.

Chapter 2

The second part of the research study, literature review of the research study, which being with the introduction of subject we can discussed, connection between the nearness of tobacco retailers and tobacco use among university students.

Chapter 3

In the third chapter, describe the research methodology. Used methodology to discover the answer to the research open-ended question. The demographic sample

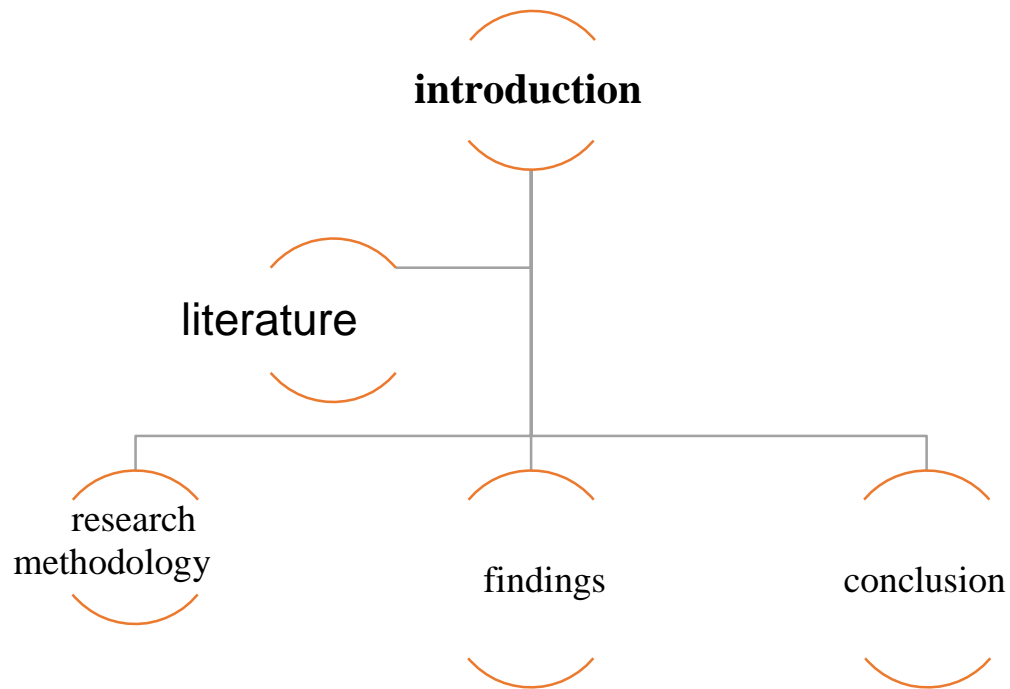
design, sample size, data collection, research design method, and study components are covered in third chapter.

Chapter 4

Chapter 4 explain the data analysis and research findings. The response rate, descriptive statistic, and descriptive analysis are included in this chapter. This chapter will demonstrate the research findings using a quantitative technique from the data analysis. Figure and tables will be used to present research finding and data analysis.

Chapter 5

The research study's fifth chapter cover the conclusions and suggestions. This chapter will includes a comprehensive summary, the study findings, and an explanation of the summary.



Conclusion

The research question, study aims, and significance have all in this chapter has been investigated. The density of tobacco retailers close to university and students tobacco use is complex issue. And the prevalence of current smoking among youth in Pakistan. The researcher has thoroughly evaluated the following chapter of the study-related literature.

CHAPTER TWO

LITERATURE REVIEW

The connection between the nearness of tobacco retailers and tobacco use among university students was researched. Discoveries recommend that students going to university in regions with a higher thickness of tobacco retailers are bound to start and support tobacco use than those in regions with less retailers. The simple openness of tobacco items appears to assume a part in forming students smoking ways of behaving. (Monica. L Adams)

Research indicates that tobacco retailers are more prevalent in lower-pay areas, which may likewise be near universities with assorted financial populaces.

Youth smoker can commonly be arranged as being nonsmoker, Infrequent smoker, nonsmoker or day to day smoker.(7,8) research has recognized factor related with Intermittent and day to day smoker among youth, for example, being male view of sugared openness utilization of medications and liquor, and impact from loved ones smoking. (3,8,9) how tobacco retailers thickness is related with smoking onset and movement is required exploration has recently distinguished that higher tobacco retailers thickness encompassing college in related with higher commonness of Periodic and day to day smoker among students(20-22) In Research presently can't seem to examine tobacco retailers thickness and powerlessness to smoking among never smokers. The momentum concentrate on based on existing examination by analyzing how tobacco retailers thickness encompassing college is related with

weakness to smoking among never smokers. University smoking bans give officials the authority to provide a smoke-free environment, but enacting policies within the school walls is just one step in comprehensive tobacco prevention among students. It is necessary to investigate factors beyond the school campus and into the neighborhoods that surround university. The purpose of this study was to explore the relationship between the density of tobacco retailers and the illegal tobacco sales rate within university neighborhoods and smoking behaviors among students.

Tobacco retailers frequently often employ marketing strategies, like publicizing, limits, and item shows, to draw in clients. Studies have shown that these procedures might strongly affect youthful grown-ups, including university students, impacting their smoking propensities and buy choices. The density of tobacco retailers, while tending to tobacco counteraction among students. This review expects to add to this assemblage of information by investigating the particular connection between tobacco retailer thickness, unlawful deals, and understudy smoking ways of behaving in school areas. The presence of tobacco retailers close to universities grounds can connect with existing tobacco control strategies on grounds. Universities with stricter tobacco strategies might see a diminished commonness of smoking among students, regardless of whether tobacco retailers are close by. Alternately, careless or non-existent arrangements might be less successful in controlling tobacco use (J sch hpossibly 13).

The relationship between the closeness of tobacco retailers and expanded tobacco use among university students. Students who live or concentrate on nearer to tobacco retail outlets are bound to start smoking and have higher smoking rates contrasted with those with restricted admittance to such retailers.

Research has shown that a higher density of tobacco retailers close to university grounds is connected to a higher commonness of smoking among students. A few studies have investigated the likely variations in the density and area of tobacco retailers close to universities. They found that regions with a higher extent of minority or low-pay students will generally have a more prominent thickness of tobacco retailers, prompting expanded smoking rates among these populaces.

The presence of tobacco retailers close to universities can affect students smoking commencement and discontinuance ways of behaving. Studies propose that students presented to countless tobacco retailers are bound to start smoking and more averse to attempt stopping.

The density of tobacco retailers close to a university might possibly impact tobacco use among students. A few examinations have inspected this relationship and found that a higher density of tobacco retailers in nearness to a university can prompt expanded tobacco use among students. This is on the grounds that simple admittance to tobacco items might standardize smoking and make it more helpful for understudies to buy cigarettes. Then again, studies have likewise shown that executing strategies to diminish the density of tobacco retailers around instructive

foundations can emphatically affect decreasing tobacco use among students. Such arrangements could incorporate drafting limitations, authorizing necessities, or constraints on tobacco promoting close grounds (Tobacco research 2015).

The connection between the thickness of tobacco retailers close to university and its impact on tobacco use among students could investigate concentrates on the nearness of tobacco retailers to grounds and its connection with students smoking propensities. Search for research that inspects factors impacting tobacco use, like accessibility, promoting, and peer impact. Examine discoveries connected with strategy mediations, wellbeing efforts, and potential moderation techniques. Feature holes in the current writing and underscore the significance of your proposition in adding to this area of study. A complete writing survey exploring the thickness of tobacco retailers close to university and its effect on tobacco use among students would include dissecting a scope of scholarly examinations and exploration articles. This audit would dive into the relationship between the closeness of tobacco retailers to university grounds and student smoking ways of behaving. The audit could analyses different variables that add to tobacco use among students, including the accessibility of tobacco items, the impact of promoting and showcasing procedures, peer pressure, and financial elements. It would recognize examples and patterns in the writing that recommend a connection between the openness of tobacco items and higher paces of tobacco use among students. Besides, the survey would investigate the viability of strategy intercessions pointed toward lessening the thickness of tobacco retailers close to

university. This could include talking about the results of guidelines, drafting limitations, and permitting prerequisites intended to restrict the quantity of tobacco-offering foundations in closeness to grounds (Hoda S Abdel Majid 2019)

The connection between the students smoking ways of behaving could likewise be evaluated inside the setting of the writing audit. Exploring the effect of hostile to smoking efforts and instructive projects on student's mentalities and ways of behaving towards tobacco use would give important experiences. All through the audit, recognizing holes in the current literature would be fundamental. This could include featuring regions where further exploration is expected to more readily comprehend the perplexing connection between tobacco retailer thickness, understudy tobacco use, and potential impacting factors. By and large, the writing survey would effectively blend existing information, uncover patterns and examples, and lay out the meaning of your proposal in adding to the field by tending to any holes or constraints in the flow group of examination. Tobacco use among students investigating existing examination to figure out the connection between the accessibility of tobacco items and students smoking propensities. This survey would dive into elements, for example, nearness of retailers to grounds, advertising techniques utilized by retailers, financial variables, peer impact, and the job of grounds arrangements in molding understudies' tobacco ways of behaving. By looking at a scope of studies, you mean to acquire bits of knowledge into whether a higher thickness of tobacco retailers close to universities related with expanded

tobacco use among students or on the other hand in the event that different variables assume a more critical part. This thorough examination will help add to the comprehension of the perplexing elements between tobacco retailer thickness and student smoking ways of behaving.

To characterize the method of design and analysis currently adopted in survey research of university based observational study of smoking. In university between (January 2005 to 2009) in recent year, there has been developing worry about the commonness of tobacco use among university students and its likely effect on their wellbeing and prosperity. A huge area of examination in this setting is the connection between the density of tobacco retailers close to university and the tobacco utilization examples of students. Various investigations have investigated the complex factors that add to tobacco use among students. Peer pressure, stress, accessibility, and cultural standards are among the unmistakable elements distinguished in these examinations. The thickness of tobacco retailers close to colleges has arisen as a possibly compelling variable that could add to expanded tobacco utilization among students. The simple entry to tobacco items in nearness to grounds can make them seriously engaging and available to students especially the people who vulnerable to attempting tobacco (Chan and leatherdale diseases 2011)

To the connection between Smoking early in life has been connected to a higher gamble of creating different medical problems, including respiratory and cardiovascular sicknesses. With the commonness of tobacco retailers close to

university students may be at an expanded gamble of openness to tobacco items and ensuing wellbeing outcomes. Subsequently, students the connection between tobacco retailer thickness and student tobacco use is significant in planning viable arrangements and mediations. Because of this worry, different strategies and intercessions have been proposed and carried out. Sans tobacco grounds strategies, for example, expect to establish conditions that tobacco use and limit admittance to tobacco items. Furthermore, mindfulness crusades and instructive drives have been acquainted with illuminate students about the dangers related with tobacco use. These feature the potential for establishments to assume a critical part in checking tobacco utilization among their student populaces.

However, it's important to fundamentally survey the techniques utilized in the audited studies. A few investigations might have impediments, for example, little example sizes, self-revealed information, or an absence of control for perplexing factors. Accordingly, the noticed relationship between tobacco retailer thickness and students tobacco use may not be conclusive. Future examination in this space ought to utilize thorough systems to give more decisive experiences.

The connection between the thickness of tobacco retailers close to university and students tobacco use is a perplexing and complex issue. The current writing proposes that there is an expected connection between the two, with the accessibility of tobacco items close grounds impacting student's ways of behaving. Further examination is expected to completely grasp this relationship and to illuminate powerful

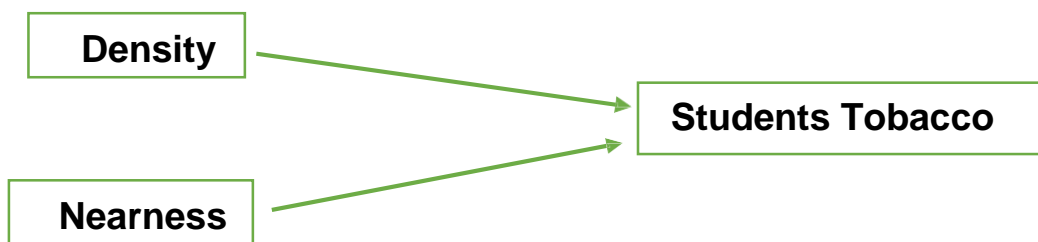
arrangements and intercessions pointed toward diminishing tobacco use among university students. By resolving this issue, university can add to the prosperity and wellbeing of their student's networks.

According to the research, the commitment to this examination lies in leading a complete writing survey that investigates the density of tobacco retailers close to university and its effect on tobacco use among students. My methodology includes breaking down different academic study and research articles to recognize examples and patterns in regards to the connection between the presence of tobacco retailers and students smoking ways of behaving. It proposes that students with more tobacco retailers are bound to begin and smoke. The concentrate additionally sees how elements like promoting, peer impact, and grounds strategies influence students smoking ways of behaving. It investigates whether diminishing the thickness of tobacco retailers close to university can assist with diminishing tobacco use among students (Jennifer Cantrell Drph 2015).

PROPOSED FRAMEWORK

INDEPENDENT VARIABLES

DEPENDENT VARIABLES



CHAPTER THREE

RESEARCH METHODOLOGY

INTRODUCTION

The following chapter goes over this meth while the term methodology refers to process by which a researcher develops a piece of research employs/students. Research design, variable measurement, demographic and sample difficulties, Sources and data collection methods, and analysis method are all explained in this chapter.

Research Design

(According to Chan and leather 2011) The cross-sectional study used self-reported data collected from students the part of study and student level data were collected from consenting students using the tobacco module (TM). And also collect the data from employs, workers etc. who can use the tobacco on daily basis. The research methodology encompasses of methods, processes, statistical tools and collection of data.

Qualitative research

Quantitative research, according to copper and schindler (2008) is the meticulous counting of some information, action attitude or opinion.(Lobino-wood 2010) It is

defining the qualitative research seek to understand a phenomenon with in a real word context through the use of interviews and observation.

In research of quantitative seek to understand the casual or relationship between variables through testing hypothesis. According to khan, rehmat and haq (2015) and Baig (2017) the household survey was utilized for the current research study quantitative approach. This strategy is appropriate for studies that are based on hypothesis.

Quantitative research

In quantitative research studies, questionnaires, are typically used to collect data. According to the Idrees baig (2017), the household's survey was utilized for the current research study quantitative approach. This is based on hypothesis.

This study was carried out utilizing using a survey at UMT in Lahore Pakistan. The questionnaire will be given out in person. Two weeks are chosen for all the responses. & three weeks are allotted to the contestant to finish the questionnaire. Data will be gathered from the **University Of Management** and technology in Lahore Pakistan. Using a self-administered questionnaire.

Population of the study

This study set to find out what Pakistani UMT students have issues. There are many university in Pakistan, but UMT in Lahore was selected for this study. At UMT, there are roughly 27000 residents.

Sample Size and Sample Design

The sample size is set after the population has been identified. In order to make it simpler to generalize the sample's characteristics to the entire population, Sekaran (2003) claims that Choosing the right amount of elements from a population frame is the process of sampling. To ensure precision, the maximum sample size should be employed, according to Kinnear and Taylor (1996). For a population of greater than 27000, the sample size of 379, according to Krejcie and Morgan (1970), is appropriate.

Table 3.1

Table for Determining Sample Size of a Known Population

N	S	N	S	N	S	N	S	N	S
10	10	100	80	280	162	800	260	2800	338
15	14	110	86	290	165	850	265	3000	341
20	19	120	92	300	169	900	269	3500	346
25	24	130	97	320	175	950	274	4000	351
30	28	140	103	340	181	1000	278	4500	354
35	32	150	108	360	186	1100	285	5000	357
40	36	160	113	380	191	1200	291	6000	361
45	40	170	118	400	196	1300	297	7000	364
50	44	180	123	420	201	1400	302	8000	367
55	48	190	127	440	205	1500	306	9000	368
60	52	200	132	460	210	1600	310	10000	370
65	56	210	136	480	214	1700	313	15000	375
70	59	220	140	500	217	1800	317	20000	377
75	63	230	144	550	226	1900	320	30000	379
80	66	240	148	600	234	2000	322	40000	380
85	70	250	152	650	242	2200	327	50000	381
90	73	260	155	700	248	2400	331	75000	382
95	76	270	159	750	254	2600	335	100000	384

Note: N is Population Size; S is Sample Size Source: Krejcie & Morgan, 1970

University Wise Sample Size

UMT	Population	Sample Size
University Of Management And Technology	27,000	379

Unit of Analysis

Prior to starting the data collection procedure, choosing the analysis unit is very important. Depending on the study's nature and context, the unit of analysis may include individuals, groups, or organizations (Saharan and Boogie, 2016). University students are the analysis unit in the current study.

Measurement of Variables Understudy

In this section, all study variables were operationalized, and we made an effort to find appropriate, validated, and suggested measures for each of them in the prior literature. Thus, a total of 21 scale items were used to evaluate all aspects of the investigated structures. Reflective methods used in earlier studies were utilized or modified to estimate the dependent and independent variables. The scale's items are listed briefly below:

Density of Tobacco retailers

The density of tobacco retailers in proximity to universities has been a cause for concern in recent years. The prevalence of these retailers near campuses can have a significant impact on the health and habits of students. Studies have shown that a high density of tobacco retailers near universities is associated with increased smoking rates among students, making it easier for them to access tobacco products. This can have detrimental effects on both individual health and the overall campus environment. Efforts to reduce the density of tobacco retailers near universities often involve

implementing zoning regulations or creating tobacco-free campus policies to promote a healthier and smoke-free campus environment.

The tobacco retailers to colleges can be credited to showcase interest. University students, who are frequently of legitimate smoking age, address a huge client base for tobacco items. Retailers decisively position themselves close to colleges. The presence of these retailers close to university can standardize smoking way of behaving among students, making it socially adequate and possibly affecting non-smokers to explore different avenues regarding tobacco. This standardization can obstruct against smoking efforts and instructive endeavors nearby.

Nearness of tobacco retailers

The nearness of tobacco retailers to local locations and universities been a subject of huge worry in general wellbeing conversations. Nearness to tobacco retailers can significantly affect tobacco use among youth and everybody. At the point when tobacco retailers are situated close to university it builds the availability of tobacco items to underage people, possibly prompting higher paces of youth smoking and vaping.

The nearness of tobacco retailers to local locations can make it simpler for grown-ups to buy tobacco items, adding to higher smoking rates among grown-ups. This closeness can likewise prompt ecological worries.

Youth Tobacco Use

Youth smoking way of behaving is impacted by a perplexing interaction of elements. Peer pressure assumes a huge part, as teenagers frequently feel a sense of urgency to

adjust to the ways of behaving of their groups of friends. This can lead them to explore different avenues regarding cigarettes or other tobacco items out of a longing for acknowledgment among their friends.

DATA ANALYSIS STRATEGY:

SPSS:

Processing, a second Matrix session is offered where data can be treated as matrices using matrix and linear algebra techniques. Two viewpoints can switch on the graphical user interface. The 'Data View' displays a spreadsheet with the variables (columns) and cases (rows) inside. Data cells Programming is substantially facilitated by SPSS Statistics' internal file structure, data kinds, data processing, and matching files constraints. Rows that frequently represent instances (like persons or households) and columns that typically indicate metrics (like age, sex, or household income) make up the SPSS datasets have a two-dimensional table structure. There are only two specified data types: text (sometimes known as "string") and numbers. Case-by-case and sequential handling of the complete file (dataset) are used. Instead of many-to-many, files can be matched one-to-one and one-to-many. In addition to the cases-by-variables structure and cannot contain formulas, unlike spreadsheets, and can only store text or numbers. The 'Variable View' displays the metadata dictionary, where each row represents a variable and displays its name, variable label, value label(s), print width, measurement type, and various other parameters. Without using command syntax, the file structure can be established and data entered thanks to the ability to manually

change cells in both views. This might be adequate for small datasets. Larger datasets, such as statistical surveys, are more routinely produced using data entry software, input during computer-assisted individual interviews, and scanned utilizing optical character recognition and optical mark recognition software, or directly captured through online questionnaires. Then, SPSS is used to read these datasets.

CHAPTER FOUR

DATA ANALYSIS AND RESEARCH DESIGN

Response Rate

The information was gathered from a number of UMT, Lahore departments. It was decided that surveying university students would be appropriate based on the study design. Hamilton (2009) states that the sample size for the investigation is determined multiplying the amount by respondents who completed dividing the amount from the survey by the number of respondents overall. A total of all 379 of the surveys that were given out were back to the researcher right away, resulting in a response rate of 100 %. Only 349 of these questionnaires, with a 93% valid response rate, were thought to be usable. There were no problems with the questionnaire being rejected owing to unreturned surveys because direct contact had been made use the respondents. The researcher swiftly went over each questionnaire after the respondents finished filling them out. Even with appropriate measures, it turned out that 30 questionnaires had missing data, rendering the information meaningless.

Shows the Response Rate

Number of surveys that were distributed	379
Number of Survey that were returned	379

Number of uncompleted surveys	0
Response rate ratio	100%
Number of blank surveys	30
Number of completed, useable surveys	349
Valid response rate ratio	95%

Cronbach Alpha

Cronbach's alpha used to figure out if the questionnaire was accurate and if it could be trusted. Cronbach's alpha gives a researcher an idea of what problems they might run into during the main data collection. For dependability and validity, it was important to figure out Cronbach's alpha. In order to find Cronbach's alpha, the instrument was given to a small group of users with the same characteristics as those needed in the real poll. The main goal was to find out how well the questionnaire worked and whether or not the tool needs to be changed in the future. The people who filled out the surveys were told to choose freely and honestly. After filling out the questionnaire, people were asked what they thought the questions meant. This gave the researcher an idea of how well the questions were understood and how clear they were. There are several ways to figure out how reliable something is, but Cronbach's alpha is the most popular one. Cronbach's alpha was used to figure out how reliable the data were for this study. Cronbach's alpha should have a number between 0 and 1. Values

that are close to 1 are thought to be more accurate. Still, the amount of acceptance is a point of contention. A reliability number of 0.5 to 0.6 is fine in some situations.

Reliability Statistics

Cronbach's Alpha	N of Items
.559	25

Descriptive Statistic

In this stage of the research, descriptive statistics tests have been utilized to analyze the data after the obtained data have been entered into the SPSS program. Descriptive statistics are used to summarize a collection of data. The data that public organizations gather from a sample of their intended audience is summarized using the descriptive test. It is necessary to understand the survey respondents in order to have a coherent discussion of the data.

Response rate

The various department of UMT in Lahore provided the evidence. Surveying 379 respondents from Lahore was deemed appropriate based on the study design.

Hamilton (2009) claims that the sample size chosen for the study, multiplied by the number of respondents the responded to the questionnaire is how the response rate is

calculated. While the researchers received all 379 distributed questionnaire back immediately, exceeding the desired 100% response rate. The various department of UMT providing the evidence. Surveying 379 respondents from Lahore was deemed appropriate based on the study design.

Test of hypothesis

Regression

The most crucial factor to consider when assessing a measurement model is R².

According to Sarstedt et al. (2014), the value of R² varies depending on the field in which it is used. According to Hair et al. (2010), a value of 0.75 is regarded as high despite the fact that in some other study areas, a value of 0.20 is considered high. Chin (2010) classifies values of 0.67, 0.33, and 0.19 as strong, moderate, and weak, respectively. Cohen (1988) defined a strong R² value as 0.26 or more a moderate R² value as 0.13 and a weak R² value as less than 0.02 is regarded as a weak value. The ability of a model to predict the future is measured using the coefficient of determination, or R² (Hair et al. 2013). According to Hair et al. (2010) R² shows how every external factor impacts the internal variable The most crucial factor. The effect size can be represented by a value between 0 and 1. Hair et al. (2013) and Coben (1988) are the two minimal factors for calculating R² or the coefficient of determination.

Evaluation Criteria for the R2 Reliability Coefficient

Hair et al.(2014)		Cohen (1988)	
0.75	Substantial	0.26	Substantial
0.50	Moderate	0.13	Moderate
0.25	Weak	0.02	Weak

The coefficient of determination, which served as the foundation for this investigation, is significant, according to Cohen (1988). The value of R2 demonstrates how e-government technology takes into account transparency, accountability, responsiveness, and participation, the rule of law, openness, effectiveness, and efficiency. The SPSS algorithm's data explains an endogenous variable.

Regression results

Model	R	R Square	Adjusted R Square	Std. Error of the Estimate
1	.423 ^a	.179	.175	3.88946

a. Predictors: (Constant), nearness, density

As indicated in table no 1, we can see that R-square value is 0.175, which mean that our independent variable cause i.e. N&D causes 17.9% change in the dependent variable i.e. STU.

ANOVA^a

Model		Sum of Squares	df	Mean Square	F	Sig.
1	Regression	1241.83		620.91	41.044	.000
	Residual	5688.08	37	15.12		
	Total	6929.92	37			

a. Dependent Variable: stu

b. Predictors: (Constant), nearness, density

In table no 2, nova shows that P value is 0.000 which is less than 0.05, hence we say that there is a significant relationship between our independent variable i.e. N&D and dependent variable i.e. STU.

Coefficients

Model		Unstandardized Coefficients		Standardized Coefficients	t	Sig.
		B	Std. Error	Beta		
1	(Constant)	4.01	1.26		3.18	.00
	density	.27	.04	.32	6.40	.00
	nearness	.15	.04	.18	3.70	.00

a. Dependent Variable: stu

The table no 3 shows the coefficient result. As indicated that the beta value is 0.724 & 0.185, which means that the change in dependent variable i.e. N&D will bring about the change in the dependent variable i.e. STU by 0.320 & 0.185 units.

Conclusion

The study's findings were provided in this chapter in five distinct sections: Cronbach Alpha, demographic information from respondents, descriptive statistics, descriptive analysis, and findings. The research study's conclusion and recommendations will be explained in the following chapter.

CHAPTER NO FIVE

CONCLUSION AND RECOMMENDATIONS

INTRODUCTION

The dissertation's conclusions and recommendations are covered in this chapter. The chapter examines the hypothesis's findings and provides a thorough summary of the research's conclusions

Hypothesis Testing Summary

Result summary of all hypothesis presents in table 5.1.

H1: The first hypothesis is that Density has a positive impact on YouthSmoking Behavior.

H2: The second hypothesis is that Nearness has a positive impact on Youth Smoking Behavior.

Hypo	Statement	Sign	Decision	Sig.
H1	Density has a positive impact on Students Tobacco Use.	+	Approved	Significant
H2	Nearness has a positive impact on Students Tobacco Use	+	Approved	Significant

Conclusion:

The current study examined the association between tobacco retailer's density and smoker susceptibility among never smoker and occasional smoker and daily smoker among current smoker. We identify that the number of tobacco retailer's surroundings a university was associated with an increased odd of being susceptible to future smoking. It is important for youth smoking prevention programs to being early interrupt youth susceptibility to future smoking. Moreover, the government should consider the impact of tobacco retailer's density on youth smoking behavior and health.

Future Recommendation

Controlling smoking retailers near universities is important for promoting a healthy and smoke-free campus environment. Here are a few recommendations:

Implement zoning regulations that restrict the location of smoking retailers near universities. Designate specific zones where these retailers can operate, keeping them away from campus premises.

Require smoking retailers to obtain special permits or licenses to operate near universities. These permits should have strict criteria, and their issuance can be limited to reduce the number of retailers in proximity to campuses.

Establish a minimum distance requirement between smoking retailers and university properties. This can help create a buffer zone and reduce easy access to tobacco products for students.

Work closely with local government and law enforcement agencies to enforce regulations effectively and consistently.

Prohibit any tobacco advertising, promotions, or signage within a certain radius of universities to minimize exposure to tobacco marketing. Launch awareness campaigns on the dangers of smoking and the benefits of a smoke-free campus. Engage students and faculty in these efforts to create a supportive community.

References:

- Adams, M. L., Jason, L. A., Pokorny, S., & Hunt, Y. (2013). Exploration of the link between tobacco retailers in school neighborhoods and student smoking. *Journal of School Health, 83*(2), 112-118.
- Magid, H. S. A., Halpern-Felsher, B., Ling, P. M., Bradshaw, P. T., Mujahid, M. S., & Henriksen, L. (2020). Tobacco retail density and initiation of alternative tobacco product use among teens. *Journal of Adolescent Health, 66*(4), 423-430.
- Chan, W. C., & Leatherdale, S. T. (2011). Tobacco retailer density surrounding schools and youth smoking behavior: a multi-level analysis. *Tobacco induced diseases, 9*(1), 1-7.
- Health Canada: Canadian Tobacco Use Monitoring Survey CTUMS 2008. Health Canada; 2010 [http://www.hc-sc.gc.ca/hc-ps/tobac-tabac/researchrecherche/stat/_ctums-esutc_2008/ann_summary-sommaire-eng.php], Accessed November 10, 2010.
- Jackson C: Cognitive Susceptibility to Smoking and Initiation of Smoking during Childhood: A Longitudinal Study. *Prev Med* 1998, 27:129-34.
- : a factor and cluster analytic strategy. *J Prev Interv Community.* 2009;37(1):35-47.
- Pearce J, Blakely T, Witten K, Bartie P. Neighborhood deprivation and access to fast-food retailing a national study. *Am J Prev Med.* 2007;32(5):375-382.
- Truong K, Sturm R. Alcohol environments and disparities in exposure associated with adolescent drinking in California. *Am J Public Health.* 2009;99(2):264-270.
- Brener ND, Collins JL, Kann L, Warren CW, Williams BI. Reliability of the Youth Risk Behavior Survey Questionnaire. *Am J Epidemiol.* 1995;141:575-580. Pierce JP, Choi WS, Gilpin EA, Farkas AJ, Merritt
- RK: Validation of susceptibility as a predictor of which adolescents take up smoking in the United States. *Health Psychol* 1996, 15:355-61.

Unger JB, Johnson CA, Stoddard JL, Nezami E, Chih-Ping C: Identification of adolescents at risk for smoking initiation: Validation of a measure of susceptibility. *Addict Behav* 1997, 22:81-91.

ershoff ET, Pedersen S, Lawrence Aber J. Creating neighborhood typologies of GIS-based data in the absence of neighborhood-based sampling

Rigotti NA, DiFranza JR, Chang Y, Tisdale T, Kemp B, Singer DE. The effect of enforcing tobacco-sales laws on adolescents' access to tobacco and smoking behavior. *New Engl J Med*. 1997;337:1044-1051.

Schneider JE, Reid RJ, Peterson NA, Lowe JB, Hughey J. Tobacco outlet density and demographics at the tract level of analysis in Iowa: implications for environmentally based prevention initiatives. *Prev Sci*. 2005 Dec;6(4):319-25. doi: 10.1007/s11121-005-0016-z. PMID: 16163568.

Arillo-Santillan, E., Lazcano-Ponce, E., Hernandez-Avila, M., Fernández, E., Allen, B., Valdes, R., et al. (2005) Associations between Individual and Contextual Factors and Smoking in 13,293 Mexican Students. *American Journal of Preventive Medicine*, 28, 41-51. <https://doi.org/10.1016/j.amepre.2004.09.002>

Mazahir, S., Malik, R., Maqsood, M., Merchant, K.A., Malik, F., Majeed, A., et al. (2006) Socio- Demographic Correlates of Betel, Areca and Smokeless Tobacco Use as a High Risk Behavior for Head and Neck Cancers in a Squatter Settlement of Karachi, Pakistan. *Substance Abuse Treatment, Prevention, and Policy*, 1, 10. <https://doi.org/10.1186/1747-597X-1-10>

Von Elm, E., Altman, D.G., Egger, M., Pocock, S.J., Gøtzsche, P.C., Vandenbroucke, J.P., et al. (2014) The Strengthening the Reporting of Observational Studies in Epidemiology (STROBE) Statement:

Guidelines for Reporting Observational Studies. *International Journal of Surgery*, 12, 1495-1499. <https://doi.org/10.1016/j.ijsu.2014>.

[Damianaki, A., Kaklamani, S., Tsirakis, S., Clarke, R., Tzanakis, N. and Makris, D. \(2008\) Risk Factors for](#)

Smoking among School Adolescents in Greece. Child: Care, Health and Development, 34, 310-315.

<https://doi.org/10.1111/j.1365-2214.2008.00839.x7.013>

Ellickson, P.L., Tucker, J.S. and Klein, D.J. (2008) Reducing Early Smokers' Risk for Future Smoking and Other Problem Behavior: Insights from a Five-Year Longitudinal Study. *Journal of Adolescent Health*.

Grenard, J.L., Guo, Q., Jasuja, G.K., Unger, J.B., Chou, C.-P., Gallaher, P.E., et al. (2006) Influences Affecting Adolescent Smoking Behavior in China. *Nicotine & Tobacco Research*, 8, 245-255. <https://doi.org/10.1080/14622200600576610>

Grotvedt, L., Stigum, H., Hovengen, R. and Graff-Iversen, S. (2008) Social Differences in Smoking and Snuff Use among Norwegian Adolescents: A Population Based Survey. *BMC Public Health*, 8, 322. <https://doi.org/10.1186/1471-2458-8-322>

Lovato, C., Sabiston, C., Hadd, V., Nykiforuk, C. and Campbell, H. (2007) The Impact of School Smoking Policies and Student Perceptions of Enforcement on School Smoking Prevalence and Location of Smoking. *Health Education Research*, 22, 782-793. <https://doi.org/10.1093/her/cyl102>

Mathur, C., Stigler, M.H., Perry, C.L., Arora, M. and Reddy, K.S. (2008) Differences in Prevalence of Tobacco Use among Indian Urban Youth: The Role of Socioeconomic Status. *Nicotine & Tobacco Research*, 10, 109-116. <https://doi.org/10.1080/14622200701767779>

Wen, X., Chen, W., Muscat, J.E., Qian, Z., Lu, C., Zhang, C., et al. (2007) Modifiable Family and School Environmental Factors Associated with Smoking Status among Adolescents in Guangzhou, China. *Preventive Medicine*, 45, 189-197. <https://doi.org/10.1016/j.ypmed.2007.02.009>

Cantrell J, Pearson JL, Anesetti-Rothermel A, Xiao H, Kirchner TR, Vallone D. Tobacco Retail Outlet Density and Young Adult Tobacco Initiation. *Nicotine Tob Res.* 2016 Feb;18(2):130-7. doi: 10.1093/ntr/ntv036. Epub 2015 Feb 8. PMID: 25666816; PMCID: PMC4830222.

Maxwell JC. *The Maxwell Report: Cigar Industry in 2011*. Richmond, VA: Maxwell; 2012.

2. Federal Trade Commission.

Federal Trade Commission *Smokeless Tobacco Report for 2011*. 2013.

www.ftc.gov/sites/default/files/documents/reports/federal-trade-commission-smokeless-tobacco-report-2011/130521smokelesstobaccoreport.pdf. Accessed November 25, 2014

McCarthy WJ, Mistry R, Lu Y, Patel M, Zheng H, Dietsch B. Density of tobacco retailers near schools: effects on tobacco use among students. *Am J Public Health.*

2009;99(11):2006–2013. doi:10.2105/AJPH.2008.145128.

Henriksen L, Feighery EC, Schleicher NC, Cowling DW, Kline RS, Fortmann SP. Is adolescent smoking related to the density and proximity of tobacco outlets and retailcigarette advertising near schools? *Prev Med.* 2008;47(2):210–214. doi:S0091-7435(08)00208-9 [pii] 10.1016/j.ypmed.2008.04.008.

Freedman KS, Nelson NM, Feldman LL. Smoking initiation among young adults in the United States and Canada, 1998–2010: a systematic review. *Prev Chronic Dis.*

2012;9:E05. www.ncbi.nlm.nih.gov.ezproxy.welch.jhmi.edu/pubmed/22172172.

Accessed November 25, 2014.

Lantz PM. Smoking on the rise among young adults: implications for research and policy.

Tob Control. 2003;12(suppl 1):i60–i70. www.ncbi.nlm.nih.gov.ezproxy.welch.jhmi.edu/pubmed/?term=Smoking+on+the+rise+among+young+adults+Lantz.

www.ncbi.nlm.nih.gov.ezproxy.welch.jhmi.edu/pubmed/?term=Smoking+on+the+rise+among+young+adults+Lantz.

e+among+young+adults+Lantz.

Accessed December 1, 2014.

Young-Wolff KC, Henriksen L, Delucchi K, Prochaska JJ. Tobacco retailer proximity and density and nicotine dependence among smokers with serious mental illness.

Am J Public Health. 2014;104(8):1454–1463. doi:10.2105/AJPH.2014.301917.

Kroenke K, Spitzer RL, Williams JB. The Patient Health Questionnaire-2: validity of a two- item depression screener. Med Care. 2003;41(11):1284– 1292.

doi:10.1097/01.MLR.0000093487.78664.3C

SURVEY QUESTIONNAIRE

PERSONAL INFORMATION

Gender

- Male
- Female

Your age

- Below 16
- 16 - 20
- 21 – 25
- 26 – 30
- Above 30

Education of family head?

- Primary school
- High School
- Bachelors
- Master and above

What is your current smoking behavior?

- Daily smoker
- Occasional smoker
- Non-smoker
- Ex-smoker

Smoking Behavior

1. Do you currently smoke tobacco on a daily basis?

- Strongly disagree
- Disagree
- Neutral
- Agree
- Strongly Agree

2. Have you used tobacco in the past 6 months?

- Strongly disagree
- Disagree
- Neutral
- Agree
- Strongly Agree

3. Tobacco use of students is relative to the availability of tobacco retailers?

- Strongly disagree
- Disagree
- Neutral
- Agree
- Strongly Agree

4. Tobacco use of students is often influenced by their classmates and friends who smoke?

- Strongly disagree
- Disagree
- Neutral
- Agree
- Strongly Agree

5. You have observed that your friend or classmate's tobacco use is influenced by easy access to tobacco retailers.

- Strongly disagree
- Disagree
- Neutral
- Agree
- Strongly Agree

DENSITY

6. There is at least one tobacco pharmacy/retailer present within a 100m radius of your university?

- Strongly Disagree
- Disagree
- Neutral
- Agree
- Strongly Agree

7. There are more than one tobacco pharmacy/retailer present within a 100m radius of your university?

- Strongly Disagree
- Disagree
- Neutral
- Agree
- Strongly Agree

8. These retailers are students' sources of tobacco or cigarettes?

- Strongly disagree
- Disagree
- Neutral
- Agree
- Strongly Agree

9. You often visit tobacco retailers within a 100m radius of the university campus?

- Strongly Agree
- Disagree
- Neutral
- Agree
- Strongly Agree

10. Do you think that the density of tobacco retailers near the university is high?

- Strongly disagree
- Disagree
- Neutral
- Agree
- Strongly Agree

11. Does the density of tobacco retailers near the university campus impact your tobacco use?

- Strongly disagree
- Disagree
- Natural
- Agree
- Strongly agree

12. In your opinion, should the university take measures to regulate the density of tobacco retailers near the university?

- Strongly disagree
- Disagree
- Neutral
- Agree
- Strongly Agree

13. In your opinion, the university should take measure to reduce the strength of tobacco retailers minimum 10km of roadway

- Strongly Agree
- Disagree
- Neutral
- Agree
- Strongly Disagree

NEARNESS

14. There are at least 5 tobacco retailers that are near to the route of your university campus.

- Strongly Disagree
- Disagree
- Neutral
- Agree
- Strongly agree

15. Does the presence of tobacco retailers near the university campus make it easier to access tobacco products?

- Strongly Disagree
- Disagree
- Neutral
- Agree
- Strongly agree

16. Tobacco product retailers have strongly influenced upon you due to their proximity to the university campus?

- Strongly disagree
- Disagree
- Neutral
- Agree

- Strongly disagree

17. Most of your friends or peer purchase tobacco product from retailers near the university campus?

- Strongly disagree
- Disagree
- Neutral
- Agree
- Strongly Agree

18. Do you think that tobacco retailers should be near the university campuses?

- Strongly disagree
- Disagree
- Neutral
- Agree
- Strongly Disagree

19. Do you think the proximity of tobacco retailers to the university affect students tobacco use decision?

- Strongly disagree
- Disagree
- Neutral
- Agree

- Strongly agree

20. Do the presence of tobacco retailers near the university effect the tobacco use behavior of your friend or peers?

- Strongly disagree
- Disagree
- Neutral
- Agree
- Strongly agree

21. Have you ever been influenced to purchase tobacco product due to the convenience of nearby retailers?

- Strongly disagree
- Disagree
- Neutral
- Agree
- Strongly agree

University of Management and Technology, Lahore

Similarity Report

Turnitin Originality Report

Density of tobacco retailers near university Effect on tobacco use among students by
Muhammad Hamiz

From Quick Submit (Quick Submit)

- Processed on 04-Oct-2023 11:21 PKT
- ID: 2185220018
- Word Count: 5553

Similarity Index

14%

Similarity by Source

Internet Sources:

11%

Publications:

9%

Student Papers:

7%

sources:

1-4% match (Internet from 30-Nov-2016)


<http://tobaccoinduceddiseases.biomedcentral.com/articles/10.1186/1617-9625-9-9>

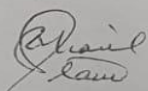
2-2% match (Internet from 22-Nov-2022)

<https://www.science.gov/topicpages/t/tobacco+smoke>

3-1% match (student papers from 02-Oct-2018)

[Submitted to Higher Education Commission Pakistan on 2018-10-02](#)


Checked by


Verified by CLO

Note:

- Sometimes the overall similarity index may be a smaller than the repository percentages combined. This would be due to overlapping text within the repositories.
- It is a system generated report.