

**Final Year Project Report**  
**STEALTH MODE APPLICATION**



**Project Advisor: Miss Arifah Azhar**

**Project Co-Advisor: Miss Hafsa**

**Submitted By: Sarmad Kamal Khan    12002065-056**  
**Saqib Naveed                            12002065-053**

**University of Management and Technology**

**C-II Johar Town Lahore Pakistan**

**Style Definition:** TOC 3: Font: Book Antiqua, 10 pt, Not Italic, Do not check spelling or grammar, Tab stops: 0.83", Left

**Formatted:** Footer distance from edge: 0.28"

**Formatted:** Font: Times New Roman

**Formatted:** Normal, Left

## Dedication

*We dedicate our final year project to our respected University of management and technology (UMT), head of computer science department Dr. Tahir Ijaz, program director Mr. Farooq Ali, advisor Ms. Arifah Azhar, co-advisor Ms. Hafsa and our parents. Especially, thanks to our teachers and parents who push us to have a good education. Thanks for your support and prayers.*

Formatted: Font: 20 pt

Formatted: Font: Freestyle Script, 25 pt

Formatted: Left, Indent: Left: 0", First line: 0"

Formatted: Font: 25 pt

Formatted: Font: 25 pt

Formatted: Font: 25 pt

Formatted: Font: Freestyle Script, 25 pt

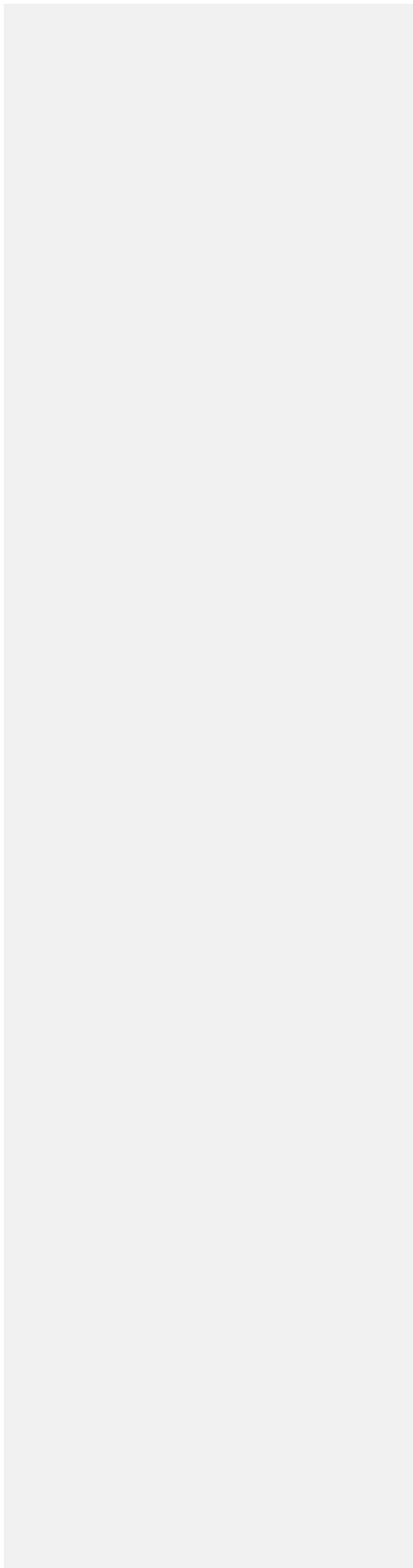
Formatted: Font: 25 pt

Formatted: Font: Freestyle Script, 25 pt

Formatted: Font: 25 pt

Formatted: Font: Freestyle Script, 25 pt

|



## Final Approval

Formatted: Font: 14 pt

### Panel of Examiners

1) **Head of Department** \_\_\_\_\_  
Department of Computer Science  
UMT Lahore

2) **Program Director (Final Year Projects)** \_\_\_\_\_  
Department of Computer Science  
UMT Lahore

3) **Supervisor** \_\_\_\_\_  
Department of Computer Science  
UMT Lahore

4) **Co-Supervisor** \_\_\_\_\_

~~5) **External Examiner** \_\_\_\_\_~~

~~6) **Controller of Examinations** \_\_\_\_\_~~

# Acknowledgment

Formatted: Font: 24 pt

Formatted: Font: Times New Roman, 11 pt

Formatted: Normal, Left

Formatted: Font: Book Antiqua, 18 pt, Not Bold

Formatted: Font: Book Antiqua, 18 pt

In the name of "ALLAH" the most beneficent and merciful who give us knowledge and strength to complete our final year project.

We would like to express our gratitude to our project advisor Miss Arifah Azhar to give us opportunity to complete our project beneath her guidance. She gave us moral support and escort us in different stages. She had been very thoughtful and patient while suggesting us frameworks of this project. We thank for her complete support.

Formatted: Font: Book Antiqua, 18 pt

Formatted: Indent: Left: 0", First line: 0"

We also great full to our parents, all friends and well-wishers who helped us in all the aspects.

Formatted: Font: Book Antiqua, 18 pt, Not Bold

Formatted: Left



**Project Title: Stealth Mode Application**

**Objective: Stealth mode application is an android application which is design for API 4.2.2. Using stealth mode application, users can create guest mode in android device.**

**Undertaken by: Sarmad Kamal Khan 12002065-056**

**Saqib Naveed 12002065-053**

**Supervised by: Arifah Azhar  
Assistant Professor  
External Coordinator, FYP**

**Starting Date: 17 April, 2015**

**Completion Date: 20 February, 2016**

**Tools Used: Android Studio**

**Operating System: Android**

**Formatted:** Space After: 6 pt, Line spacing: single, Don't adjust space between Latin and Asian text, Don't adjust space between Asian text and numbers

## Thesis Similarity Report

Turnitin Originality Report

STEALTH MODE APPLICATION by Sarmad Kamal Khan And Saqib Naveed  
From March (LRC 2016)

- Processed on 02-Mar-2016 16:03 PKT
- ID: 639639299
- Word Count: 2199

Similarity Index

5%

Similarity by Source

Internet Sources:

3%

Publications:

1%

Student Papers:

2%

**sources:**

1

2% match (Internet from 29-Jan-2015)  
<http://www.skullweb.org/tag/pin/>

2

1% match (student papers from 10-Oct-2014)  
[Submitted to Higher Education Commission Pakistan on 2014-10-10](#)

  
Checked by

  
Verified by CLO

Note:

- Sometimes the overall similarity index may be a smaller than the repository percentages combined. This would be due to overlapping text within the repositories.
- It is a system generated report.

**PLAGIARISM DECLARATION CERTIFICATE**

To the best of our knowledge and belief, this project report is our own work, all sources have been properly acknowledged, and the report contains no plagiarism.

We have not previously submitted this work or any version in full or part of it, for assessment in any other University or institute for any degree or diploma program.

I acknowledge that this project may be transferred and stored in the database for the purpose of data-matching to help detect plagiarism

\_\_\_\_\_  
**SARMAD KAMAL KHAN**

\_\_\_\_\_  
**SAQIB NAVEED**

**Date March 02, 2016**

## Abstract

Formatted: Font: 20 pt

This project provides you a better way to secure your data rather than to lock your android device or make different excuses to other person who wants to use your device. By using stealth mode application, you can create guest mode and give other person to use your device without any hesitation. So, your data will be saving in owner mode and guest mode user didn't know about your data and applications.

Formatted: Font: Book Antiqua

Formatted: Justified

Formatted: Font: Book Antiqua

Formatted: Font: Book Antiqua

Formatted: Font: Book Antiqua

Formatted: Font: Book Antiqua

Formatted: Font: Book Antiqua

Also guest mode user application and other data which he/she saved in this device you can checked and changed them easily.

Formatted: Font: Book Antiqua, 16 pt

Formatted: Font: Book Antiqua, 16 pt

## REVISION CHART

*This chart contains a history of this document's revisions. The entries below are provided solely for illustration purposes. Those entries should be deleted until the revision/s they refer to have actually been created.*

*The document itself should be stored in revision control, and a brief description of each version should be entered in the Revision Control System. A brief description can be repeated in this section. Revisions need not be described elsewhere in the document, unless they explain the document.*

Version	Primary Author(s)	Description of Version	Date Completed
<i>Draft</i>	SARMAD & SAQIB	Project Idea and proposal	22 Apr,2015
<i>Preliminary</i>	SARMAD & SAQIB	Project features, functions and development platform	15 jun,2015
<i>Final</i>	SARMAD & SAQIB	Complete design and application documentation	07 Nov,2015
<i>Revision 1</i>	MISS ARIFAH <del>AZHAR MOHSIN,</del> SARMAD & SAQIB	Revision through chapter by chapter	25 Feb,2016
<i>Revision 2</i>	<del>MISS ARIFAH</del> <del>AZHAR, SARMAD</del> <del>&amp; SAQIB</del> TBD	<del>Revised draft, revised according to the change control process and maintained under change control</del> Final revision all over section completely	<del>1 Mar,2016</del> TBD

# CONTENTS

Formatted: Heading 1

Formatted: Font: Book Antiqua

<b>CONTENTS .....</b>	<b>1</b>
<b>LIST OF FIGURES .....</b>	<b>73</b>
<b>1. INTRODUCTION .....</b>	<b>84</b>
1.1 PROJECT OVERVIEW .....	114
1.2 PROBLEM STATEMENT .....	144
1.3 CUSTOMER .....	184
1.4 AFFECTED GROUPS .....	255
1.5 ASSUMPTIONS .....	305
1.6 DEPENDENCIES/ EXTERNAL SYSTEMS .....	345
1.7 REFERENCE/ SOURCE DOCUMENTS .....	425
1.8 GOALS .....	466
<b>2. STAKE HOLDERS .....</b>	<b>487</b>
<b>3. DOMAIN ANALYSIS .....</b>	<b>578</b>
<b>4. SYSTEM REQUIREMENTS .....</b>	<b>659</b>
<b>5. SYSTEM ARCHITECTURE .....</b>	<b>891</b>
5.1 ANDROID SYSTEM ARCHITECTURE DIAGRAM .....	901
5.1.1 Stealth mode application Architecture Diagram .....	1024
<b>6. DATA FLOW DIAGRAM .....</b>	<b>111</b>
6.1 DATA FLOW DIAGRAM LEVEL 0 .....	112
6.2 DATA FLOW DIAGRAM LEVEL 1 .....	124
<b>7. USE CASE MODEL .....</b>	<b>130</b>
7.1 LIST OF ACTORS .....	136
7.2 LIST OF USE CASES .....	142
7.3 USE CASE DIAGRAM .....	154
7.4 INSTALL STEALTH MODE APPLICATION .....	163
7.5 USE CASE CREATE GUEST MODE .....	188
7.6 USE CASE REMOVE GUEST MODE .....	239
7.7 SYSTEM SEQUENCE DIAGRAMS .....	249
7.8 SYSTEM COLLABORATION DIAGRAMS .....	256
7.9 APPLICATION INTERFACE .....	275
<b>8. FUNCTION POINT ANALYSIS .....</b>	<b>313</b>
<b>9. IMPLEMENTATION .....</b>	<b>368</b>
9.1 PROTOTYPES OF STEALTH MODE APPLICATION .....	369
<b>10. TESTING .....</b>	<b>496</b>
10.1 TEST CASES .....	497

Formatted: Font: 10 pt

Formatted: Font: 10 pt

11.	CONCLUSION .....	81240
12.	FUTURE WORK .....	81541
13.	BIBLIOGRAPHY .....	82042
14.	APPENDIX .....	82243
14.1	GLOSSARY OF TERMS .....	82343
14.2	ENVIRONMENTAL SETUP .....	82843
14.3	EXPERIMENTAL SETUP .....	83243
14.4	ASSUMPTIONS .....	83643
<b>CONTENTS .....</b>		<b>1</b>
<b>LIST OF FIGURES .....</b>		<b>3</b>
1.	INTRODUCTION .....	4
1.1	PROJECT OVERVIEW .....	4
1.2	PROBLEM STATEMENT .....	4
1.3	CUSTOMER .....	4
1.4	AFFECTED GROUPS .....	5
1.5	ASSUMPTIONS .....	5
1.6	DEPENDENCIES/ EXTERNAL SYSTEMS .....	5
1.7	REFERENCE/ SOURCE DOCUMENTS .....	6
1.8	GOALS .....	6
2.	STAKE HOLDERS .....	7
3.	DOMAIN ANALYSIS .....	8
4.	SYSTEM REQUIREMENTS .....	9
5.	SYSTEM ARCHITECTURE .....	11
5.1	SYSTEM ARCHITECTURE DIAGRAM .....	11
6.	DATA FLOW DIAGRAM .....	13
6.1	DATA FLOW DIAGRAM LEVEL 0 .....	13
6.2	DATA FLOW DIAGRAM LEVEL 1 .....	13
6.3	DATA FLOW DIAGRAM LEVEL 2 .....	13
7.	USE CASE MODEL .....	14
7.1	LIST OF ACTORS .....	14
7.2	LIST OF USE CASES .....	14
7.3	USE CASE DIAGRAM .....	15
7.4	USE CASE BUY ITEM .....	16
7.5	USE CASE ADD ITEM (TO SALE) .....	17
7.6	SYSTEM SEQUENCE DIAGRAMS .....	18
7.7	SYSTEM COLLABORATION DIAGRAMS .....	19
7.8	USER INTERFACE .....	19
7.9	DATA DICTIONARY .....	19
8.	CONCEPTUAL MODEL .....	20

Formatted: Comment

Formatted: Font: 10 pt

Formatted: Font: 10 pt

9.	CLASS DIAGRAM	21
10.	FUNCTION POINT ANALYSIS	22
11.	IMPLEMENTATION	23
11.1	PROTOTYPES (UID vs PID)	23
11.2	DESCRIPTIONS (PID vs DID)	23
11.3	TRACEABILITY MATRIX (UID vs PID)	23
12.	TESTING	24
12.1	TEST CASES	24
12.2	TID TEMPLATE	24
12.3	DECISION TABLE	24
12.4	TRACEABILITY MATRIX (TID vs UID)	24
13.	RESULTS/OUTPUT/STATISTICS	25
13.1	% COMPLETION	25
13.2	% ACCURACY	25
13.3	% CORRECTNESS	25
14.	CONCLUSION	26
15.	FUTURE WORK	27
16.	BIBLIOGRAPHY	28
17.	APPENDIX	29
17.1	GLOSSARY OF TERMS	29
17.2	ENVIRONMENTAL SETUP	29
17.3	EXPERIMENTAL SETUP	29
17.4	ASSUMPTIONS	29
17.5	PRE REQUISITES	29
17.6	DATA SETS/TEST DATA	29
	FINAL YEAR PROJECT REPORT	1
	PROJECT NAME	1
	PROJECT ADVISOR:	1
	SUBMITTED BY:	1
	SESSION 1	
	UNIVERSITY OF MANAGEMENT AND TECHNOLOGY	1
	C-II JOHAR TOWN LAHORE PAKISTAN	1
	DEDICATION	2
	FINAL APPROVAL	3
	ACKNOWLEDGMENT	4
1.	INTRODUCTION	4
1.1	PROJECT OVERVIEW	4
1.2	PROBLEM STATEMENT	4
1.3	CUSTOMER	4
1.4	AFFECTED GROUPS	4
1.5	ASSUMPTIONS	4
1.6	DEPENDENCIES/ EXTERNAL SYSTEMS	5
1.7	DEFINITIONS AND ACRONYMS	5
1.8	REFERENCE/ SOURCE DOCUMENTS	5

Formatted: Font: 10 pt

Formatted: Font: 10 pt

1.9	COALS	5
2	STAKE HOLDERS	6
3	DOMAIN ANALYSIS	7
4	SYSTEM FUNCTIONS/FUNCTIONAL REQUIREMENTS	8
4.1	NON FUNCTIONAL REQUIREMENTS	9
5	SYSTEM ARCHITECTURE	10
5.1	SYSTEM ARCHITECTURE DIAGRAM	10
6	DATA FLOW DIAGRAM	11
6.1	DATA FLOW DIAGRAM LEVEL 0	11
6.2	DATA FLOW DIAGRAM LEVEL 1	11
6.3	DATA FLOW DIAGRAM LEVEL 2	11
7	USE CASE MODEL	12
7.1	LIST OF ACTORS	12
7.2	LIST OF USE CASES	12
7.3	USE CASE DIAGRAM	13
7.4	USE CASE BUY ITEM	14
7.5	USE CASE ADD ITEM (TO SALE)	15
7.6	SYSTEM SEQUENCE DIAGRAMS	16
7.7	SYSTEM COLLABORATION DIAGRAMS	17
7.8	USER INTERFACE	17
7.9	DATA DICTIONARY	17
8	CONCEPTUAL MODEL	18
9	CLASS DIAGRAM	19
10	FUNCTION POINT ANALYSIS	20
11	IMPLEMENTATION	21
11.1	PROTOTYPES (UID VS PID)	21
11.2	DESCRIPTIONS (PID VS DID)	21
11.3	TRACEABILITY MATRIX (UID VS FID)	21
12	TESTING	22
12.1	TEST CASES	22
12.2	TID TEMPLATE	22
12.3	DECISION TABLE	22
12.4	TRACEABILITY MATRIX (TID VS UID)	22
13	RESULTS/OUTPUT/STATISTICS	23
13.1	%COMPLETION	23
13.2	%ACCURACY	23
13.3	%CORRECTNESS	23
14	CONCLUSION	24
15	FUTURE WORK	25

Formatted: Font: 10 pt

Formatted: Font: 10 pt

<b>16.</b>	<b>BIBLIOGRAPHY</b>	<b>26</b>
<b>17.</b>	<b>APPENDIX</b>	<b>27</b>
17.1	GLOSSARY OF TERMS	27
17.2	ENVIRONMENTAL SETUP	27
17.3	EXPERIMENTAL SETUP	27
17.4	ASSUMPTIONS	27
17.5	PRE REQUISITES	27
17.6	DATA SETS/TEST DATA	27
	FINAL YEAR PROJECT REPORT	1
	PROJECT NAME	1
	PROJECT ADVISOR	1
	SUBMITTED BY	1
	SESSION I	
	UNIVERSITY OF MANAGEMENT AND TECHNOLOGY	1
	C-II JOHAR TOWN LAHORE PAKISTAN	1
	DEDICATION	2
	FINAL APPROVAL	3
	ACKNOWLEDGMENT	4
<b>1.</b>	<b>INTRODUCTION</b>	<b>12</b>
1.1	PROJECT OVERVIEW	12
1.2	PROBLEM STATEMENT	12
1.3	CUSTOMER	12
1.4	AFFECTED GROUPS	12
1.5	ASSUMPTIONS	12
1.6	DEPENDENCIES/ EXTERNAL SYSTEMS	13
1.7	DEFINITIONS AND ACRONYMS	13
1.8	REFERENCE/ SOURCE DOCUMENTS	13
1.9	GOALS	13
<b>2.</b>	<b>SYSTEM FUNCTIONS/ FUNCTIONAL REQUIREMENTS</b>	<b>14</b>
<b>3.</b>	<b>SYSTEM ARCHITECTURE</b>	<b>16</b>
3.1	SYSTEM ARCHITECTURE DIAGRAM	16
<b>4.</b>	<b>DATA FLOW DIAGRAM</b>	<b>17</b>
4.1	DATA FLOW DIAGRAM LEVEL 0	17
4.2	DATA FLOW DIAGRAM LEVEL 1	17
4.3	DATA FLOW DIAGRAM LEVEL 2	17
<b>5.</b>	<b>USE CASE MODEL</b>	<b>18</b>
5.1	LIST OF ACTORS	18
5.2	LIST OF USE CASES	18
5.3	USE CASE DIAGRAM	19
5.4	USE CASE BUY ITEM	20
4.4.1	USE CASE ADD ITEM (TO SALE)	21
5.5	SYSTEM SEQUENCE DIAGRAMS	22
5.6	USER INTERFACE	23
5.7	DATA DICTIONARY	23
<b>6.</b>	<b>CONCEPTUAL MODEL</b>	<b>24</b>

Formatted: Font: 10 pt

Formatted: Font: 10 pt

<b>7.</b>	<b><u>CLASS DIAGRAM</u></b>	<b>25</b>
<b>8.</b>	<b><u>FUNCTION POINT ANALYSIS</u></b>	<b>26</b>
<b>9.</b>	<b><u>IMPLEMENTATION</u></b>	<b>27</b>
9.1	<u>PROTOTYPES (UID vs PID)</u>	27
9.2	<u>DESCRIPTIONS (PID vs DID)</u>	27
9.3	<u>TRACEABILITY MATRIX (UID vs PID)</u>	27
<b>10.</b>	<b><u>TESTING</u></b>	<b>28</b>
10.1	<u>TEST CASES</u>	28
10.2	<u>TID TEMPLATE</u>	28
10.3	<u>DECISION TABLE</u>	28
10.4	<u>TRACEABILITY MATRIX (TID vs UID)</u>	28
<b>11.</b>	<b><u>RESULTS/OUTPUT/STATISTICS</u></b>	<b>29</b>
11.1	<u>% COMPLETION</u>	29
11.2	<u>% ACCURACY</u>	29
11.3	<u>% CORRECTNESS</u>	29
<b>12.</b>	<b><u>CONCLUSION</u></b>	<b>30</b>
<b>13.</b>	<b><u>FUTURE WORK</u></b>	<b>31</b>
<b>14.</b>	<b><u>BIBLIOGRAPHY</u></b>	<b>32</b>
<b>15.</b>	<b><u>APPENDIX</u></b>	<b>33</b>
15.1	<u>GLOSSARY OF TERMS</u>	33
15.2	<u>ENVIRONMENTAL SETUP</u>	33
15.3	<u>EXPERIMENTAL SETUP</u>	33
15.4	<u>ASSUMPTIONS</u>	33
15.5	<u>PRE REQUISITES</u>	33
15.6	<u>DATA SETS/TEST DATA</u>	33

Formatted: Font: 10 pt

Formatted: Font: 10 pt

## LIST OF FIGURES

*New figures that are given captions using the Caption paragraph style will be added to the table automatically. To update this table of contents in Microsoft Word, put the cursor anywhere in the table and press F9. If you want the table to be easy to maintain, do not change it manually.*

*This section can be deleted if the document contains no figures or if otherwise desired.*

<u>Figure 1 System Architecture.....</u>	<u>10</u>
<u>Figure 2 System Level Use Case Diagram.....</u>	<u>13</u>
<u>Figure 3 Conceptual Model.....</u>	<u>18</u>
<u>Figure 1 System Architecture.....</u>	<u>15</u>
<u>Figure 2 System Level Use Case Diagram.....</u>	<u>17</u>
<u>Figure 3 Conceptual Model.....</u>	<u>22</u>
<u>Figure 1 SYSTEM ARCHITECTURE.....</u>	<u>11</u>
<u>Figure 2 DATA FLOW DIAGRAM.....</u>	<u>13</u>
<u>Figure 3 System Sequence Diagrams.....</u>	<u>17</u>
<u>Figure 4 System Collaboration Diagrams.....</u>	<u>18</u>

Formatted: Heading 1

Formatted: Font: Book Antiqua

Formatted: Left

Formatted: Font: Book Antiqua, 10 pt

Formatted: Font: Book Antiqua, 10 pt

Formatted: Table of Figures

Formatted: Font: Book Antiqua, 10 pt

Formatted: Font: Book Antiqua, 10 pt

Formatted: Font: Book Antiqua, 10 pt

Formatted: Font: Book Antiqua, 10 pt

Formatted: Font: Book Antiqua, 10 pt

Formatted: Font: 10 pt

Formatted: Font: 10 pt

# 1. INTRODUCTION

---

▲

Formatted: Font: Times New Roman

Formatted: Normal

1.1

▲

Formatted: Font: Times New Roman

Formatted: Normal

Formatted: Font: 10 pt

Formatted: Font: 10 pt

~~ANDROID SMARTPHONES PLAY A VERY IMPORTANT ROLE OF OUR LIFE. THEY MAKE OUR LIFE EASIER BY GIVING US ALL TYPES OF SERVICES LIKE STORING OUR PRIVATE CONTACTS NUMBERS, PRIVATE MESSAGES THAT YOU DON'T WANT TO SHOW TO EVERYONE AROUND, YOUR PICTURES, VIDEOS, DOCUMENTS, OTHER SENSITIVE DATA ETC.~~

---

Formatted: Font: 10 pt

Formatted: Font: 10 pt

~~THE BASIC IDEA IS THAT TO SECURE SENSITIVE DATA AND APPLICATIONS IN ANDROID MOBILES. STEALTH MODE APPLICATION IS AN ANDROID APPLICATION THROUGH WHICH WE WILL CREATE GUEST MODE FOR USERS IN WHICH THE USERS CAN STORE DATA WITHOUT ANY HESITATION.~~

Formatted: Font: 10 pt

Formatted: Font: 10 pt

## 1.1 PROJECT OVERVIEW

---


Formatted: Font: 10 pt

Formatted: Font: 10 pt

~~STEALTH MODE APPLICATION IS AN ANDROID APPLICATION WHICH IS DESIGN FOR API 4.2.2. USING STEALTH MODE APPLICATION, USERS CAN CREATE GUEST MODE IN ANDROID DEVICE. THIS GUEST MODE HAS ITS OWN PASSWORD AND ITS OWN SETTINGS BUT THE OWNER MODE HAS THE AUTHORITY TO CONTROL THE GUEST MODE. IN STEALTH MODE APPLICATION OWNER HAS COMPLETE CONTROL ON DEVICE. OWNER MODE CAN ADD OR REMOVE GUEST MODE ACCORDING TO USER DESIRE. EVERY APPLICATION AND DATA IS VISIBLE TO OWNER MODE. IN CREATED GUEST MODE ONLY THOSE APPLICATION AND DATA CAN BE SEEN WHICH WE INSTALL AND STORE IN GUEST MODE. GUEST MODE HAS NO AUTHORITY TO ANY CHANGES IN OWNER MODE.~~

Formatted: Font: 10 pt

Formatted: Font: 10 pt



Formatted: Font: 10 pt

Formatted: Font: 10 pt

## 1.2 PROBLEM STATEMENT

---

Formatted: Font: 10 pt

Formatted: Font: 10 pt

~~THE MAIN PROBLEM IS THAT USER OF THE ANDROID DEVICES WANTS TO KEEP HIS DATA SAFE FROM OTHER PEOPLE. THIS TYPE OF APPLICATION IS ONLY PRESENT IN THE COSTLY MOBILES WHICH MANY MAY NOT BE ABLE TO AFFORD. SUCH AN APPLICATION IS PRESENT IN ANDROID DEVICES BUT AS A BUILT IN APPLICATION ABOVE ANDROID API 4.2.~~

---

~~4.2.~~

---

Formatted: Font: 10 pt

Formatted: Font: 10 pt

~~SHARING A MOBILE PHONE PRESENTS A PRIMARY CONCERN OF PRIVACY AND SETTINGS. EVERY USER WANTS TO MODIFY DEVICE ACCORDING TO OWN STYLE.~~

Formatted: Font: 10 pt

Formatted: Font: 10 pt



Formatted: Font: 10 pt

Formatted: Font: 10 pt

### 1.3 CUSTOMER

---

Formatted: Font: 10 pt

Formatted: Font: 10 pt

• **USER WHO WANT TO SAVE DATA AND APPLICATIONS FROM OTHERS**

---

Formatted: Heading 1, No bullets or numbering

Formatted: Font: 10 pt

Formatted: Font: 10 pt

• **USER WANTS TO SHARE HIS/HER DEVICE WITH SOMEONE OTHER**

---

Formatted: Font: 10 pt

Formatted: Font: 10 pt

◆ **SPECIALLY PARENTS SHARE DEVICE WITH CHILDREN**

---

Formatted: Font: 10 pt

Formatted: Font: 10 pt

• **USER WISH TO USE DIFFERENT STYLE IN ONE ANDROID DEVICE**

---

Formatted: Font: 10 pt

Formatted: Font: 10 pt

• ~~USER ENJOY DUAL MODE FUNCTIONALITY TO MAKE SOMEONE FOOLISH~~

---

Formatted: Font: 10 pt

Formatted: Font: 10 pt



Formatted: Heading 1

Formatted: Font: 10 pt

Formatted: Font: 10 pt

## 1.4 AFFECTED GROUPS

---

Formatted: Font: 10 pt

Formatted: Font: 10 pt

~~EVERYONE WHO USE ANDROID DEVICE WITH THIS HOPE THAT HIS/HER DATA SHOULD BE SAFE LIKE~~

---

Formatted: Font: 10 pt

Formatted: Font: 10 pt

STUDENTS

Formatted: Heading 1, No bullets or numbering

Formatted: Font: 10 pt

Formatted: Font: 10 pt

● PARENTS

---

Formatted: Font: 10 pt

Formatted: Font: 10 pt

• ANDROID USERS

---

Formatted: Font: 10 pt

Formatted: Font: 10 pt

## 1.5 ASSUMPTIONS

---

Formatted: Heading 1

Formatted: Font: 10 pt

Formatted: Font: 10 pt

● **DEVICE MUST BE ROOTED TO INSTALL STEALTH MODE APPLICATION**

---

Formatted: Heading 1, No bullets or numbering

Formatted: Font: 10 pt

Formatted: Font: 10 pt

• ~~DEVICE API MUST BE 4.2.2 API~~

---

Formatted: Font: 10 pt

Formatted: Font: 10 pt

● APPLICATION MUST BE INSTALLED CORRECTLY FROM TRUSTED SOURCE

---

Formatted: Font: 10 pt

Formatted: Font: 10 pt

## 1.6 DEPENDENCIES/EXTERNAL SYSTEMS

---

Formatted: Heading 1

Formatted: Font: 10 pt

Formatted: Font: 10 pt

~~DEVICE MUST BE ROOTED BEFORE INSTALLING STEALTH MODE APPLICATION.~~

Formatted: Font: 10 pt

Formatted: Font: 10 pt

~~FIRSTLY, CHECK DEVICE ROOTED OR NOT. IF DEVICE NOT ROOTED SO, ROOT DEVICE ACCORDING TO GIVEN~~

---

Formatted: Font: 10 pt

Formatted: Font: 10 pt

● **MANUALLY ROOT (USING COMMANDS FROM BOOT SYSTEM)**

---

Formatted: Heading 1, No bullets or numbering

Formatted: Font: 10 pt

Formatted: Font: 10 pt

● KING ROOT (THIRD PARTY TOOL)

---

Formatted: Font: 10 pt

Formatted: Font: 10 pt

~~SECONDLY, CHECK THAT DEVICE COMPLETELY ROOTED USE~~

Formatted: Heading 1

Formatted: Font: 10 pt

Formatted: Font: 10 pt

● **ROOT CHECKER (THIRD PARTY TOOL)**

---

Formatted: Heading 1, No bullets or numbering

Formatted: Font: 10 pt

Formatted: Font: 10 pt



Formatted: Heading 1, Indent: Left: 0"

Formatted: Font: 10 pt

Formatted: Font: 10 pt

## 1.7 REFERENCE/SOURCE DOCUMENTS

---

Formatted: Heading 1

Formatted: Bullets and Numbering

Formatted: Font: 10 pt

Formatted: Font: 10 pt

**ANDROID, WRAPPER CLASS, [ONLINE] 2013**  
[HTTP://DEVELOPER.ANDROID.COM/REFERENCE/JAVA/SQL/WRAPPER.HTML](http://developer.android.com/reference/java/sql/wrapper.html)  
(ACCESSED: 13<sup>TH</sup> NOVEMBER, 2015)

---

Formatted: Font: 10 pt

Formatted: Font: 10 pt

— **ANDROID PIT, HUAWEI ASCEND MATE 7 REVIEW, [ONLINE]**  
**2014, [HTTP://WWW.ANDROIDPIT.COM/HUAWEI-ASCENDMATE-7-REVIEW](http://www.androidpit.com/huawei-ascendmate-7-review)**  
**(ACCESSED: 13<sup>TH</sup> APRIL 2015)**

---

Formatted: Font: 10 pt

Formatted: Font: 10 pt

ARTICLE, US ARTICLES, [ONLINE]  
2011 [HTTPS://SUPPORT.SCRUFF.COM/HC/EN](https://support.scruff.com/hc/en) (ACCESSED: 27TH APRIL  
2015)

---

Formatted: Font: 10 pt

Formatted: Font: 10 pt

## 1.8 GOALS

---

Formatted: Bullets and Numbering

Formatted: Font: 10 pt

Formatted: Font: 10 pt

~~FIRSTLY, OUR GOAL IS TO PROVIDE SATISFACTION TO USER THAT USER DATA IS COMPLETELY SAFE. OTHER USER OF THE SAME DEVICE NOT ALLOWED TO CHANGE OR SEE OWNER DATA. SECONDLY, STEALTH MODE APPLICATION PROVIDE FEATURE THAT ONE DEVICE CAN BE USED BY TWO DIFFERENT USERS WHO HAVE THEIR OWN SETTING AND APPLICATIONS. SO, THEY CAN MODIFY THEIR MODE WITHOUT CHANGING OTHER USER SETTINGS OF THE DEVICE.~~

---

Formatted: Font: 10 pt

Formatted: Font: 10 pt

## 2. STAKEHOLDERS

---

Formatted: Font: 10 pt

Formatted: Font: 10 pt

**ALL USERS WHO USE STEALTH MODE APPLICATION.**

Formatted: Heading 1

Formatted: Font: 10 pt

Formatted: Font: 10 pt

~~SOME OF THEM ARE:~~

---

Formatted: Font: 10 pt

Formatted: Font: 10 pt

• UMT

---

Formatted: Heading 1, No bullets or numbering

Formatted: Font: 10 pt

Formatted: Font: 10 pt

Formatted: Font: 10 pt

Formatted: Font: 10 pt

STUDENTS

---

Formatted: Font: 10 pt

Formatted: Font: 10 pt

Formatted: Font: 10 pt

Formatted: Font: 10 pt

TESTER

Formatted: Font: 10 pt

Formatted: Font: 10 pt

**USERS**

---

Formatted: Font: 10 pt

Formatted: Font: 10 pt

## DOMAIN ANALYSIS

Formatted: Font: Book Antiqua, Not Bold

Formatted: Font: 10 pt

Formatted: Font: 10 pt

Formatted: Font: Book Antiqua, 12 pt

Formatted: Heading 1

Formatted: Font: 10 pt

Formatted: Font: 10 pt

DEVICES

---

Formatted: Font: 10 pt

Formatted: Font: 10 pt

~~API DEVICE: WE ARE USING ANDROID DEVICE TO DEVELOP OUR STEALTH  
MODE APPLICATION:~~

---

Formatted: Font: 10 pt

Formatted: Font: 10 pt

Formatted: Font: 10 pt

Formatted: Font: 10 pt

Formatted: Font: 10 pt

Formatted: Font: 10 pt

SYSTEM: INTEL CORE I5 MACHINE IN WHICH GENUINE WINDOW'S 8.1  
INSTALLED

Formatted: Font: Book Antiqua, 12 pt

Formatted: Font: Book Antiqua, 12 pt

Formatted: Font: Book Antiqua, 12 pt

Formatted: Font: 10 pt

Formatted: Font: 10 pt



Formatted: Font: 12 pt

Formatted: Font: 10 pt

Formatted: Font: 10 pt

### 3. SYSTEM REQUIREMENTS

---

Formatted: Font: 10 pt

Formatted: Font: 10 pt

~~FUNCTIONAL REQUIREMENTS, NON-FUNCTIONAL REQUIREMENTS  
REQUIREMENTS, ESSENTIAL REQUIREMENTS, DESIRED REQUIREMENTS, OPTIONAL  
REQUIREMENTS~~

---


Formatted: Font: 12 pt, Bold

Formatted: Font: Book Antiqua, 12 pt

Formatted: Heading 1

Formatted: Font: 10 pt

Formatted: Font: 10 pt



Formatted: Font: 10 pt

Formatted: Font: 10 pt

REQUIREMENT STATEMENT	FUNCTIONAL	NON-FUNCTIONAL	ESSENTIAL	DESIRED	Critical
-----------------------	------------	----------------	-----------	---------	----------



- Formatted: Heading 1, Left
- Formatted: Heading 1
- Formatted: Heading 1, Left

- Formatted: Font: 10 pt
- Formatted: Font: 10 pt

<p>1 DEVICE AND TWO MODES</p>					
---------------------------------------	--	--	--	--	--






- Formatted: Heading 1
- Formatted: Heading 1, Left
- Formatted: Heading 1, Left, No bullets or numbering
- Formatted: Heading 1, Left

- Formatted: Font: 10 pt
- Formatted: Font: 10 pt

<p><b>SUPPORT</b></p> <p><b>ALL THE</b></p> <p><b>FUNCTIONS IN</b></p> <p><b>MOBILE</b></p>					
---	---	---	---	---	---

- Formatted: Heading 1
- Formatted: Heading 1, Left, No bullets or numbering
- Formatted: Heading 1, Left
- Formatted: Heading 1, Left, No bullets or numbering
- Formatted: Heading 1, Left

- Formatted: Font: 10 pt
- Formatted: Font: 10 pt

<p><b>SUPPORT</b></p> <p><b>ALL THE</b></p> <p><b>DOWNLOADED</b></p> <p><b>MOBILE</b></p> <p><b>APPLICATIONS</b></p>					
--	---	---	---	---	---

- Formatted: Heading 1
- Formatted: Heading 1, Left, No bullets or numbering
- Formatted: Heading 1, Left
- Formatted: Heading 1, Left, No bullets or numbering
- Formatted: Heading 1, Left

- Formatted: Font: 10 pt
- Formatted: Font: 10 pt

<p>APPLICAT</p> <p>ION SHOULD BE</p> <p>ANDROID</p> <p>SUPPORTED</p>					
--	--	--	--	--	--

- Formatted: Heading 1
- Formatted: Heading 1, Left
- Formatted: Heading 1, Left, No bullets or numbering
- Formatted: Heading 1, Left

- Formatted: Font: 10 pt
- Formatted: Font: 10 pt

<b>DIFFEREN</b> <b>T THEMES IN</b> <b>OWNER MODE</b> <b>AND GUEST</b> <b>MODE</b>					
---	--	--	--	--	--

- Formatted: Heading 1
- Formatted: Heading 1, Left
- Formatted: Heading 1, Left, No bullets or numbering

- Formatted: Font: 10 pt
- Formatted: Font: 10 pt

<p style="text-align: center;"><b>SAME RINGTONE WILL BE USED IN OWNER MODE AND GUEST MODE</b></p>					
---	--	--	--	--	--

Formatted: Heading 1

Formatted: Heading 1, Left

Formatted: Heading 1, Left, No bullets or numbering

Formatted: Heading 1, Left

Formatted: Font: 10 pt

Formatted: Font: 10 pt

<p><b>PASSWOR D LENGTH SHOULD BE OF 8 DIGITS</b></p>					
--	--	--	--	--	--

- Formatted: Heading 1
- Formatted: Heading 1, Left
- Formatted: Heading 1, Left, No bullets or numbering

- Formatted: Font: 10 pt
- Formatted: Font: 10 pt

<p>IN GUEST MODE OWNER MODE APPLICATION CANNOT BE SEEN</p>					
--	--	--	--	--	--

- Formatted: Heading 1
- Formatted: Heading 1, Left, No bullets or numbering
- Formatted: Heading 1, Left

- Formatted: Font: 10 pt
- Formatted: Font: 10 pt

<p><b>WHEN PHONE RESET SETTINGS AND ALL THE DATA WILL BE REMOVED</b></p>	←					
--	---	--	--	--	--	--



- Formatted: Heading 1
- Formatted: Heading 1, Left, No bullets or numbering
- Formatted: Heading 1, Left

- Formatted: Font: 10 pt
- Formatted: Font: 10 pt

<p>STEALTH MODE APPLICATION CAN SUPPORT ON DIFFERENT PLATFORMS LIKE WINDOW PHONES</p>					
---	--	--	--	--	--

- Formatted: Heading 1
- Formatted: Heading 1, Left
- Formatted: Heading 1, Left, No bullets or numbering

- Formatted: Font: 10 pt
- Formatted: Font: 10 pt

<p><b>BRIGHTN</b></p> <p><b>ESS SHOULD BE</b></p> <p><b>DARK IN BOTH</b></p> <p><b>MODES</b></p>						
--	--	---	--	--	--	---

- Formatted: Heading 1
- Formatted: Heading 1, Left, No bullets or numbering
- Formatted: Heading 1

- Formatted: Font: 10 pt
- Formatted: Font: 10 pt

<p style="text-align: center;"><b>APPLICATION WILL BE EXPIRED IN 1 YEAR AFTER WHICH YOU HAVE TO REGISTER IT</b></p>					

Formatted: Heading 1

Formatted: Heading 1, Left, No bullets or numbering

Formatted: Font: 10 pt

Formatted: Font: 10 pt

<p><b>AUTO-TIMER FOR ACTIVATION AND DE-ACTIVATION OF STEALTH MODE APPLICATION</b></p>					
---	--	--	--	--	--

Formatted: Heading 1

Formatted: Heading 1, Left, No bullets or numbering

Formatted: Heading 1

Formatted: Font: 10 pt

Formatted: Font: 10 pt

<p><b>AFTER INSTALLATION AUTOMATICALLY CREATE GUEST MODE</b></p>					
--	--	--	--	--	--

Formatted: Heading 1

Formatted: Heading 1, Left, No bullets or numbering

Formatted: Font: 10 pt

Formatted: Font: 10 pt

<p><b>PASSWOR</b></p> <p><b>D RECOVERY CAN</b></p> <p><b>BE DONE</b></p> <p><b>THROUGH EMAIL</b></p>					
--	--	--	--	--	--

- Formatted: Heading 1
- Formatted: Heading 1, Left, No bullets or numbering
- Formatted: Heading 1

- Formatted: Font: 10 pt
- Formatted: Font: 10 pt

<p><b>YOU CAN ALSO USE PATTERN IF YOU DON'T WANT TO USE PASSWORD</b></p>	<p>_____</p> <hr/>	<p>←_____</p> <hr/>	<p>_____</p> <hr/>	<p>_____</p> <hr/>	<p>_____</p> <hr/>
--	--------------------	---------------------	--------------------	--------------------	--------------------

- Formatted: Heading 1
- Formatted: Heading 1, Left, No bullets or numbering
- Formatted: Heading 1

- Formatted: Font: 10 pt
- Formatted: Font: 10 pt

<p><b>IN</b></p> <p><b>STEALTH MODE</b></p> <p><b>APPLICATION</b></p> <p><b>ICON CHANGE</b></p> <p><b>MANUALLY</b></p>					
--	--	--	--	--	--

Formatted: Heading 1

Formatted: Heading 1, Left, No bullets or numbering

Formatted: Font: 10 pt

Formatted: Font: 10 pt

<p><b>IF</b></p> <p><b>ANYONE WANTS</b></p> <p><b>TO UNINSTALL</b></p> <p><b>THE STEALTH</b></p> <p><b>MODE</b></p> <p><b>APPLICATION</b></p> <p><b>USER CAN DO IT</b></p> <p><b>THROUGH EMAIL</b></p>					
--	--	--	--	--	--

Formatted: Heading 1

Formatted: Heading 1, Left, No bullets or numbering

Formatted: Font: 10 pt

Formatted: Font: 10 pt

<p>DEVICE RESTORED ON FACTORY SETTING APPLICATION AND GUEST MODE DELETE</p>	<p>←</p>					
---	----------	--	--	--	--	--

- Formatted: Heading 1
- Formatted: Heading 1, Left, No bullets or numbering
- Formatted: Heading 1

- Formatted: Font: 10 pt
- Formatted: Font: 10 pt



Formatted: Heading 1

Formatted: Font: 10 pt

Formatted: Font: 10 pt

## 4. SYSTEM ARCHITECTURE

---

Formatted: Bullets and Numbering

Formatted: Font: 10 pt

Formatted: Font: 10 pt

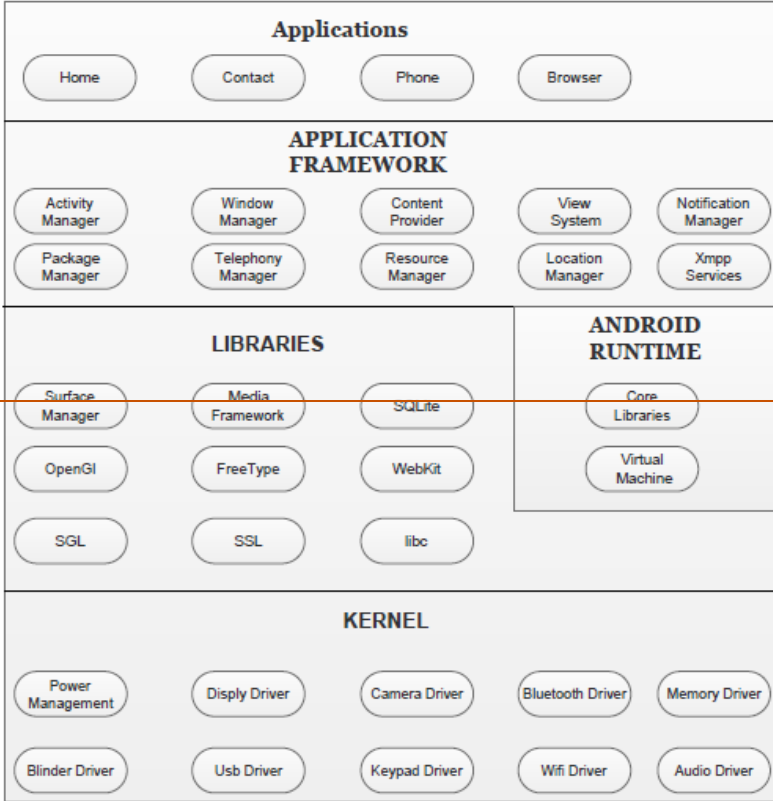
## 4.1 ANDROID SYSTEM ARCHITECTURE DIAGRAM

---

Formatted: Heading 1

Formatted: Font: 10 pt

Formatted: Font: 10 pt



Formatted: Heading 1, Left

Formatted: Font: 10 pt

Formatted: Font: 10 pt

**FIGURE 1 SYSTEM ARCHITECTURE**

---

Formatted: Font: 10 pt

Formatted: Font: 10 pt



Formatted: Heading 1

Formatted: Font: 10 pt

Formatted: Font: 10 pt

DESCRIPTION:

---

Formatted: Font: 10 pt

Formatted: Font: 10 pt

THERE ARE FOUR LAYERS AND FIVE SECTION IN ANDROID SYSTEM ARCHITECTURE.

---

Formatted: Font: 10 pt

Formatted: Font: 10 pt

1. ~~KERNEL: KERNEL PROVIDE ABSTRACTION BETWEEN HARDWARE~~

---

Formatted: Heading 1, No bullets or numbering

Formatted: Font: 10 pt

Formatted: Font: 10 pt

**2. LIBRARIES: PROVIDE SET OF LIBRARIES**

---

Formatted: Font: 10 pt

Formatted: Font: 10 pt

## 2.1. ANDROID RUNTIME: IT PROVIDE VIRTUAL MACHINE

---

Formatted: Heading 1, Indent: First line: 0"

Formatted: Font: 10 pt

Formatted: Font: 10 pt

**3. APPLICATION FRAMEWORK: PROVIDE HIGH LEVEL SERVICES TO APPLICATIONS**

---

Formatted: Heading 1, Indent: Left: 0"

Formatted: Font: 10 pt

Formatted: Font: 10 pt

#### 4. APPLICATION: ANDROID APPLICATION AT THE TOP LAYER

---

Formatted: Font: 10 pt

Formatted: Font: 10 pt



Formatted: Heading 1

Formatted: Font: 10 pt

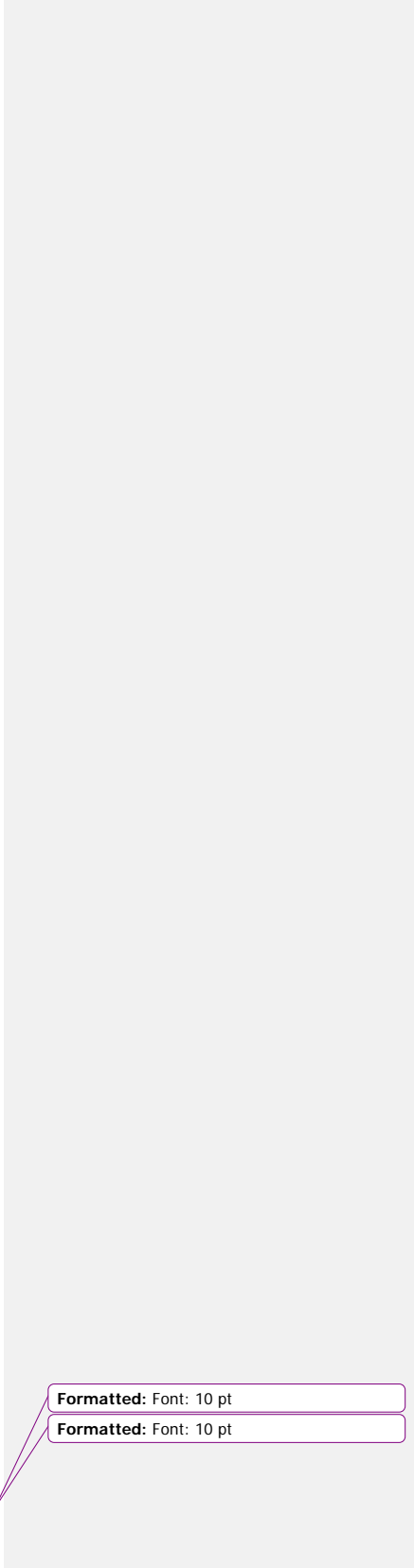
Formatted: Font: 10 pt

## 4.2 STEALTH MODE APPLICATION ARCHITECTURE DIAGRAM

---

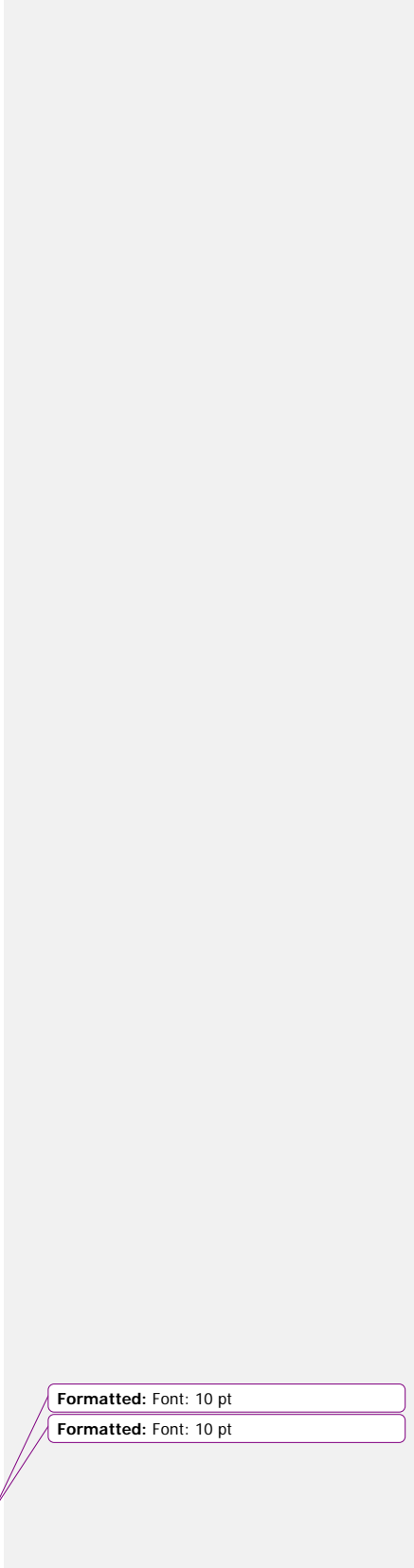
Formatted: Font: 10 pt

Formatted: Font: 10 pt



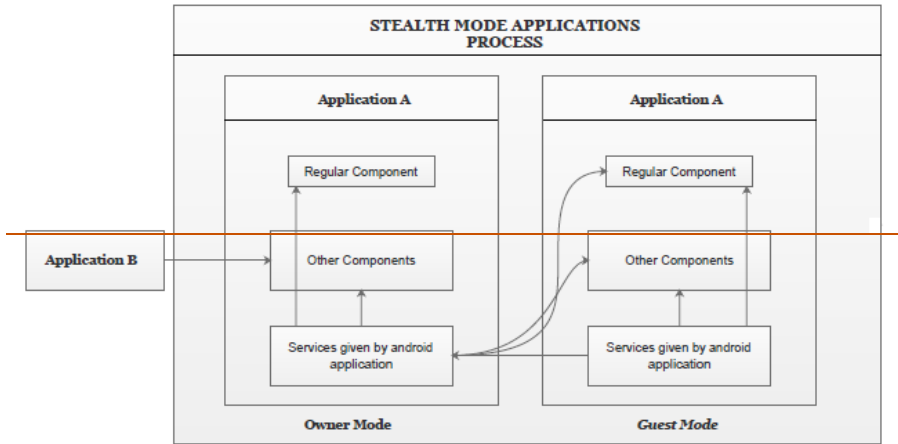
Formatted: Font: 10 pt

Formatted: Font: 10 pt



Formatted: Font: 10 pt

Formatted: Font: 10 pt



Formatted: Font: 10 pt

Formatted: Font: 10 pt

DESCRIPTION:

---

Formatted: Font: 10 pt

Formatted: Font: 10 pt

● **GUEST MODE USE ANDROID SERVICES GIVEN BY OWNER MODE**

---

Formatted: Heading 1, No bullets or numbering

Formatted: Font: 10 pt

Formatted: Font: 10 pt

• ~~OWNER MODE GIVE SERVICES TO GUEST MODE SO, OWNER MODE COMPLETELY AUTHORITY TO ADD OR REMOVE GUEST MODE~~

---

Formatted: Font: 10 pt

Formatted: Font: 10 pt

● APPLICATION A INSTALL IN GUEST MODE ALSO SHOWN IN OWNER MODE

---

Formatted: Font: 10 pt

Formatted: Font: 10 pt

● APPLICATION B INSTALLED IN OWNER MODE NOT SHOWN IN GUEST MODE

---

Formatted: Font: 10 pt

Formatted: Font: 10 pt

## 5. DATA FLOW DIAGRAM

---

Formatted: Font: 10 pt

Formatted: Font: 10 pt

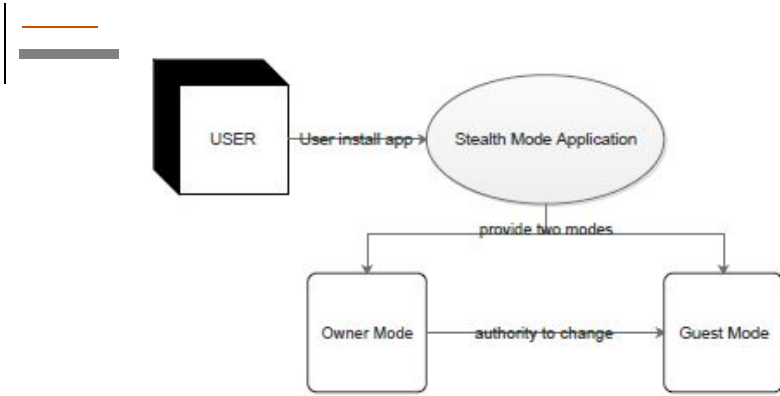
## 5.1 DATA FLOW DIAGRAM LEVEL 0

---

Formatted: Heading 1

Formatted: Font: 10 pt

Formatted: Font: 10 pt



Formatted: Font: 10 pt

Formatted: Font: 10 pt

—

\_\_\_\_\_

Formatted: Font: 10 pt

Formatted: Font: 10 pt

—

\_\_\_\_\_

Formatted: Font: 10 pt

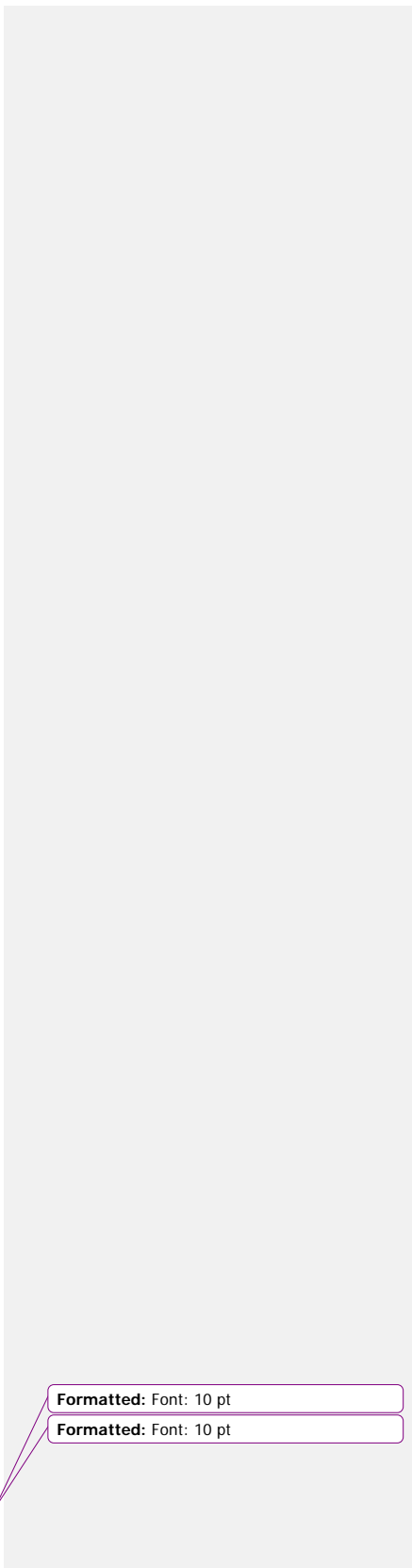
Formatted: Font: 10 pt

\_\_\_\_\_

\_\_\_\_\_

Formatted: Font: 10 pt

Formatted: Font: 10 pt



Formatted: Font: 10 pt

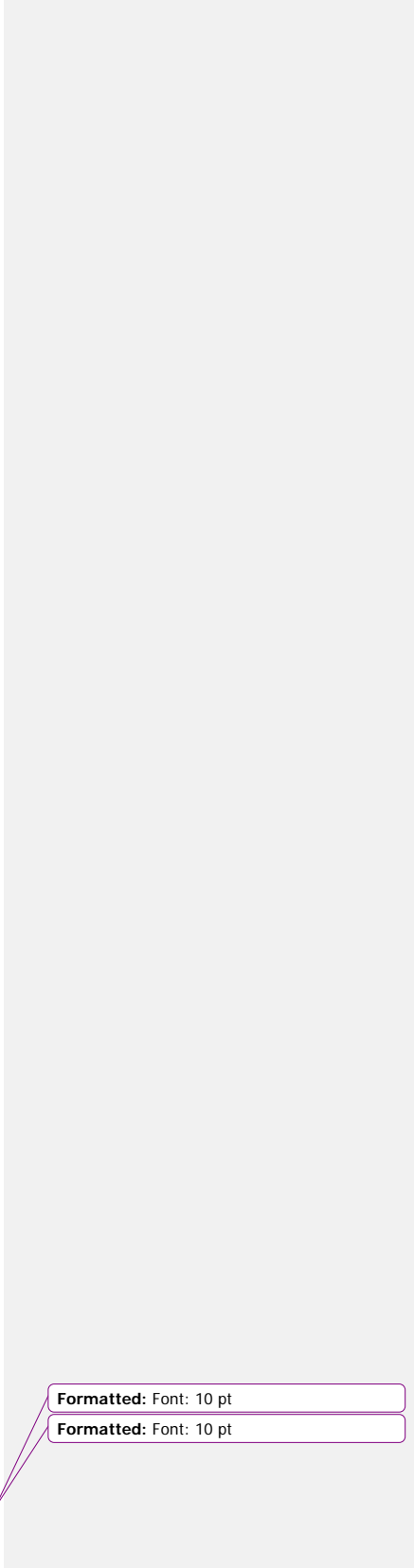
Formatted: Font: 10 pt

—

\_\_\_\_\_

Formatted: Font: 10 pt

Formatted: Font: 10 pt



Formatted: Font: 10 pt

Formatted: Font: 10 pt

<Stealth Mode Application Project Name>

Functional Specifications, Version <1>

Formatted: Font: 10 pt

Formatted: Font: 10 pt

<Stealth Mode Application Project Name>

Formatted: Font: 10 pt

Formatted: Font: 10 pt

—

\_\_\_\_\_

Formatted: Font: 10 pt

Formatted: Font: 10 pt

—

\_\_\_\_\_

Formatted: Font: 10 pt

Formatted: Font: 10 pt

# DATA FLOW DIAGRAM LEVEL 1

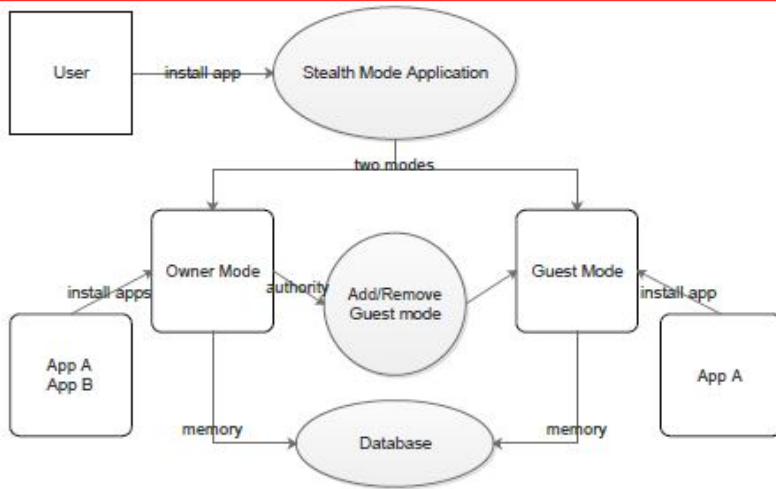
---

Formatted: Font: 10 pt

Formatted: Font: 10 pt

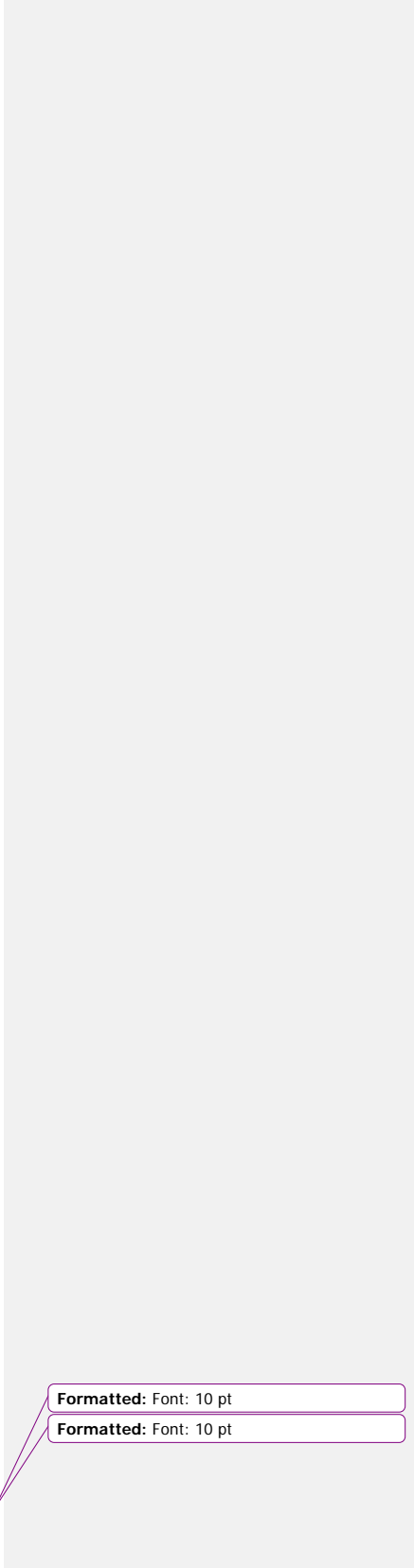
5.2

Formatted: Font: Times New Roman



Formatted: Font: 10 pt

Formatted: Font: 10 pt



Formatted: Font: 10 pt

Formatted: Font: 10 pt

—

\_\_\_\_\_

Formatted: Font: 10 pt

Formatted: Font: 10 pt

—

\_\_\_\_\_

Formatted: Font: 10 pt

Formatted: Font: 10 pt

## 5.3 DATA FLOW DIAGRAM LEVEL 2

---

Formatted: Font: 10 pt

Formatted: Font: 10 pt

## 6. USE CASE MODEL

---

Formatted: Bullets and Numbering

Formatted: Font: 10 pt

Formatted: Font: 10 pt

**DESCRIBE THE FOLLOWING ITEMS:**

Formatted: Heading 1

Formatted: Font: 10 pt

Formatted: Font: 10 pt

## ACTORS & USE CASES

---

Formatted: Heading 1, No bullets or numbering

Formatted: Font: 10 pt

Formatted: Font: 10 pt

## ← USE CASE DIAGRAMS

---

Formatted: Font: 10 pt

Formatted: Font: 10 pt

← **HIGH LEVEL, ESSENTIAL USE CASES**

---

Formatted: Font: 10 pt

Formatted: Font: 10 pt

~~No TEXT IS NECESSARY BETWEEN THE HEADING ABOVE  
AND THE HEADING BELOW UNLESS OTHERWISE DESIRED.~~

---

Formatted: Heading 1

Formatted: Font: 10 pt

Formatted: Font: 10 pt

## 6.1 LIST OF ACTORS

---

Formatted: Bullets and Numbering

Formatted: Font: 10 pt

Formatted: Font: 10 pt

**6.2 USER: ALL USERS WHO INSTALLED STEALTH MODE APPLICATION IN HIS/HER**

Formatted: Font: Book Antiqua, 12 pt

Formatted: Font: 12 pt

Formatted: Font: 10 pt

Formatted: Font: 10 pt

~~—— DEFINE THE SYSTEM BOUNDARY AND LIST ALL ACTORS WITH THE USE CASES.~~

---

Formatted: Font: 10 pt

Formatted: Font: 10 pt

FOR EXAMPLE:

Formatted: Font: 10 pt

Formatted: Font: 10 pt

**CASHIER: THIS PERSON PERFORMS ALL THE FINANCIAL ACTIVITIES**

---

Formatted: Font: 10 pt

Formatted: Font: 10 pt

~~ACCOUNT MANAGER; THIS PERSON SUPERVISES ALL FINANCIAL ACTIVITIES~~

Formatted: Font: 10 pt

Formatted: Font: 10 pt

## 6.3 LIST OF USE CASES

---

Formatted: Bullets and Numbering

Formatted: Font: 10 pt

Formatted: Font: 10 pt

**6.4 ~~ANDROID SYSTEM LAYERS: IT PROVIDES THE STRUCTURE TO USE FOR~~**

Formatted: Font: Book Antiqua, 12 pt

Formatted: Font: 12 pt

Formatted: Font: 10 pt

Formatted: Font: 10 pt

**LIST ALL THE USE CASES, WITH A BRIEF DESCRIPTION (SHOULD NOT EXCEED TWO LINES):**

---

Formatted: Font: Book Antiqua, 12 pt

Formatted: Font: 10 pt

Formatted: Font: 10 pt

**BUY ITEM; CAPTURES A SALE AND ITS PAYMENT**

Formatted: Font: Book Antiqua, 12 pt, No underline

Formatted: Font: Book Antiqua, 12 pt

Formatted: Font: 10 pt

Formatted: Font: 10 pt

LOG IN; ALLOW USER TO PROVIDE ACCOUNT INFORMATION AND ACCESS THE RESTRICTED SERVICES  
USERS: AN OPTION APPEARS IN SETTINGS OF ANDROID DEVICE AND HOLD OWNER MODE AND GUEST MODE

Formatted: Font: Book Antiqua, 12 pt, No underline

Formatted: Font: Book Antiqua, 12 pt

Formatted: Font: Book Antiqua, 12 pt

Formatted: Font: 10 pt

Formatted: Font: 10 pt

**MAIN SCREEN: FROM YOU CAN SELECT YOUR DESIRED MODE TO OPEN**

Formatted: Font: 10 pt

Formatted: Font: 10 pt

~~OWNER MODE: AUTHORITY TO ADD OR REMOVE GUEST MODE~~

---

Formatted: Font: 10 pt

Formatted: Font: 10 pt

INSTALLED APPLICATION: APPLICATIONS OF OWNER MODE AND GUEST MODE  
INSTALL HERE

---

Formatted: Font: 10 pt

Formatted: Font: 10 pt

=====

-----

Formatted: Font: 10 pt

Formatted: Font: 10 pt

====

\_\_\_\_\_

Formatted: Font: 10 pt

Formatted: Font: 10 pt



Formatted: Font: Book Antiqua, 12 pt

Formatted: Font: 10 pt

Formatted: Font: 10 pt

|

Formatted: Bullets and Numbering

Formatted: Font: 10 pt

Formatted: Font: 10 pt

## 6.5 USE CASE DIAGRAM

---

Formatted: Font: 10 pt

Formatted: Font: 10 pt

—

\_\_\_\_\_

Formatted: Font: 10 pt

Formatted: Font: 10 pt



**CREATE THE SYSTEM LEVEL USE CASE DIAGRAM**

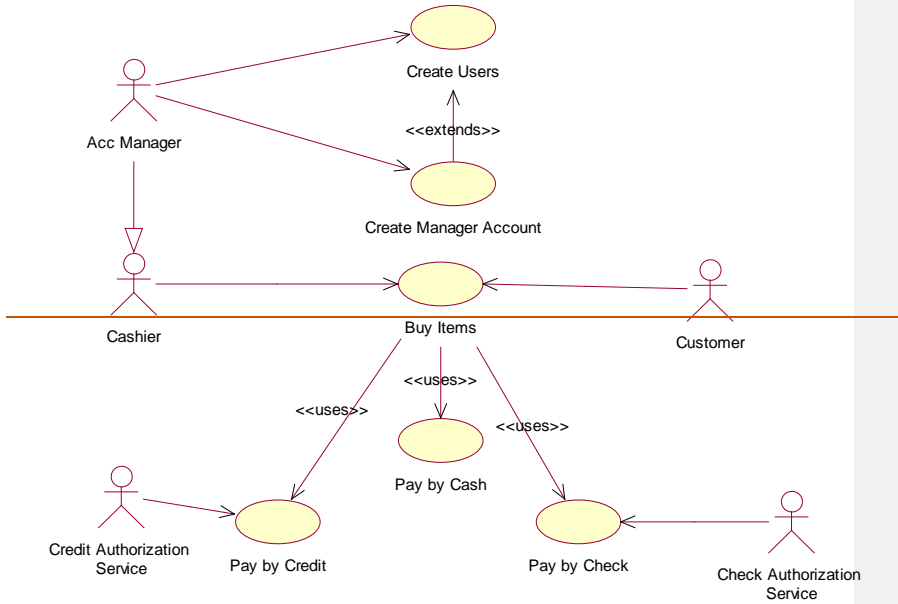
Formatted: Font: 10 pt  
 Formatted: Font: 10 pt

—

\_\_\_\_\_

Formatted: Font: 10 pt

Formatted: Font: 10 pt



Formatted: Font: 10 pt

Formatted: Font: 10 pt

**FIGURE 2 SYSTEM LEVEL USE CASE DIAGRAM**

Formatted: Heading 1, Left

Formatted: Font: 10 pt

Formatted: Font: 10 pt

|

Formatted: Heading 1

Formatted: Bullets and Numbering

Formatted: Font: 10 pt

Formatted: Font: 10 pt

## 6.6 USE CASE BUY ITEM

---

Formatted: Font: 10 pt

Formatted: Font: 10 pt

~~DOCUMENT EACH USE CASE. THIS CAN COMPLETED USING THE TABLES PROVIDED BELOW:~~

---

Formatted: Font: 10 pt

Formatted: Font: 10 pt

## INSTALL STEALTH MODE APPLICATION

---

Formatted: Font: 10 pt

Formatted: Font: 10 pt

Formatted: Font: 10 pt

Formatted: Font: 10 pt

**NAME:**

**INSTALL STEALTH MODE APPLICATION BUY ITEM**

Formatted: Font: (Default) Book Antiqua, 12 pt, Not Italic, Font color: Auto, English (United States)

Formatted: Font: (Default) Book Antiqua, 12 pt, English (United States)

Formatted: Heading 1

Formatted: Font: 10 pt

Formatted: Font: 10 pt

**ACTORS:**

**USER, CUSTOMER, CASHIER**

Formatted: Font: (Default) Book Antiqua, 12 pt, Not Italic, Font color: Auto, English (United States)

Formatted: Font: (Default) Book Antiqua, 12 pt, English (United States)

Formatted: Heading 1

Formatted: Font: 10 pt

Formatted: Font: 10 pt

**PURPOSE:**

***TO INSTALL STEALTH MODE APPLICATION CAPTURE A SALE AND ITS PAYMENT.***

Formatted: Font: (Default) Book Antiqua, 12 pt, Not Italic, Font color: Auto, English (United States)

Formatted: Font: (Default) Book Antiqua, 12 pt, English (United States)

Formatted: Heading 1

Formatted: Font: 10 pt

Formatted: Font: 10 pt

**DESCRIPTION:** ~~USER WANT TO CREATE GUEST MODE SO, DOWNLOAD APPLICATION FROM SOURCE AND INSTALL IT. A CUSTOMER ARRIVES AT A CHECKOUT WITH ITEMS TO PURCHASE. THE CASHIER RECORDS THE PURCHASE ITEMS AND COLLECTS A PAYMENT. ON COMPLETION, THE CUSTOMER LEAVES WITH THE ITEMS.~~

Formatted: Font: (Default) Book Antiqua, 12 pt, Not Italic, Font color: Auto, English (United States)

Formatted: Heading 1

Formatted: Font: (Default) Book Antiqua, 12 pt, English (United States)

Formatted: Font: 10 pt

Formatted: Font: 10 pt

**CROSS  
REFERENCES:**

**FUNCTIONS: R1.1, R1.2**

**USE CASES: CASHIER MUST HAVE COMPLETED THE  
LOG IN USE CASE. THIS IS A REFERENCE TO THE SYSTEM  
FUNCTIONS AS DESCRIBED IN SECTION 1.10**

Formatted: Font: (Default) Book Antiqua, 12 pt, Not Italic, Font color: Auto, English (United States)

Formatted: Heading 1

Formatted: Font: 10 pt

Formatted: Font: 10 pt

**PRE-  
CONDITIONS**

**ASSUMPTION ABOUT THE STATE OF THE SYSTEM  
BEFORE EXECUTION OF THE OPERATION DEVICE MUST BE  
ROOTED**

Formatted: Font: (Default) Book Antiqua, 12 pt, English (United States)

Formatted: Heading 1

Formatted: Font: (Default) Book Antiqua, 12 pt, English (United States)

Formatted: Font: 10 pt

Formatted: Font: 10 pt

**SUCCESSFUL  
POST-CONDITIONS**

**STATE OF THE SYSTEM AFTER COMPLETION OF THE  
OPERATION: STEALTH MODE APPLICATION SUCCESSFULLY  
INSTALLED AND USERS OPTION APPEAR IN DEVICE SETTINGS**

Formatted: Font: (Default) Book Antiqua, 12 pt, English (United States)

Formatted: Heading 1

Formatted: Font: (Default) Book Antiqua, 12 pt, English (United States)

Formatted: Font: 10 pt

Formatted: Font: 10 pt

**FAILURE POST-  
CONDITIONS**

**APPLICATION NOT INSTALLED CORRECTLY AND USERS  
OPTION DIDN'T APPEAR IN DEVICE SETTINGS STATE OF THE  
SYSTEM AFTER COMPLETION OF THE OPERATION.**

Formatted: Font: (Default) Book Antiqua, 12 pt, English (United States)

Formatted: Heading 1

Formatted: Font: (Default) Book Antiqua, 12 pt, English (United States)

Formatted: Font: 10 pt

Formatted: Font: 10 pt



Formatted: Heading 1

Formatted: Font: 10 pt

Formatted: Font: 10 pt

**TYPICAL COURSE OF EVENTS**

Formatted: Heading 1

Formatted: Font: 10 pt

Formatted: Font: 10 pt



Formatted: Heading 1

Formatted: Font: 10 pt

Formatted: Font: 10 pt

Formatted: Heading 1

Formatted: Font: 10 pt

Formatted: Font: 10 pt

**STEP 2:**

**INVALID ITEM IDENTIFIER ENTERED.  
INDICATE ERROR.**

Formatted: Heading 1

Formatted: Font: 10 pt

Formatted: Font: 10 pt

**STEP 7:**

**CUSTOMER COULD NOT PAY.  
CANCEL SALES TRANSACTION**

Formatted: Heading 1

Formatted: Font: 10 pt

Formatted: Font: 10 pt



Formatted: Heading 1

Formatted: Font: 10 pt

Formatted: Font: 10 pt



Formatted: Heading 1

Formatted: Font: 10 pt

Formatted: Font: 10 pt



Formatted: Heading 1

Formatted: Font: 10 pt

Formatted: Font: 10 pt

~~CUSTOMER DOES NOT HAVE SUFFICIENT  
CASH, MAY CANCEL SALE OR INITIATE  
ANOTHER PAYMENT METHOD.~~

Formatted: Heading 1

Formatted: Font: 10 pt

Formatted: Font: 10 pt

**STEP 4:**

**CASH DRAWER DOES NOT CONTAIN  
SUFFICIENT CASH TO PAY BALANCE.**

Formatted: Heading 1

Formatted: Font: 10 pt

Formatted: Font: 10 pt

3.4

Formatted: Heading 1

Formatted: Font: 10 pt

Formatted: Font: 10 pt



Formatted: Font: 11 pt

Formatted: Font: 10 pt


Formatted: Font: 10 pt



Formatted: Heading 1, Tab stops: Not at 1.82" + 6.22"

Formatted: Font: 10 pt

Formatted: Font: 10 pt



Formatted: Font: 10 pt

Formatted: Font: 10 pt

### 3.454.4.1 USE CASE ADD ITEM (TO SALE) CREATE GUEST MODE

Formatted: Heading 1

Formatted: Font: 10 pt

Formatted: Font: 10 pt

**NAME:**

**CREATE GUEST MODE**

Formatted: Font: 12 pt, English (United States)

Formatted: Font: 10 pt

Formatted: Font: 10 pt

ACTORS:

USER

Formatted: Heading 1

Formatted: Font: 10 pt

Formatted: Font: 10 pt

PURPOSE:

TO CREATE GUEST MODE FOR OTHER USER OF THE ANDROID DEVICE

Formatted: Heading 1

Formatted: Font: 10 pt

Formatted: Font: 10 pt

**DESCRIPTION:**

GO TO DEVICE SETTINGS AND FIND USERS OPTION.  
CLICK ON USER'S OPTION CLICK ON ADD OPTION AND CLICK  
OK

Formatted: Heading 1

Formatted: Font: 10 pt

Formatted: Font: 10 pt

PRE-  
CONDITIONS

STEALTH MODE APPLICATION INSTALLED CORRECTLY

Formatted: Heading 1

Formatted: Font: 10 pt

Formatted: Font: 10 pt

SUCCESSFUL  
POST-CONDITIONS

GUEST MODE SUCCESSFULLY CREATED

Formatted: Heading 1

Formatted: Font: 10 pt

Formatted: Font: 10 pt

FAILURE POST-  
CONDITIONS

GUEST MODE DIDN'T CREATED

Formatted: Heading 1

Formatted: Font: 10 pt

Formatted: Font: 10 pt

~~DOCUMENT EACH USE CASE. THIS CAN COMPLETED USING THE TABLES PROVIDED BELOW:~~

Formatted: Heading 1

Formatted: Font: 10 pt

Formatted: Font: 10 pt

Formatted: Font: 10 pt

Formatted: Font: 10 pt

NAME:

## ADD ITEM (TO SALE)

Formatted: Heading 1

Formatted: Font: 10 pt

Formatted: Font: 10 pt

ACTORS:

## STUDENTS. STAKEHOLDERS AND INTEREST: WHAT ARE THESE?

Formatted: Heading 1

Formatted: Font: 10 pt

Formatted: Font: 10 pt

**PURPOSE:**

**ADD AN ITEM ON WEBSITE TO SALE IT.**

Formatted: Heading 1

Formatted: Font: 10 pt

Formatted: Font: 10 pt

**DESCRIPTION:**

**A CUSTOMER ARRIVES AT A CHECKOUT WITH ITEMS TO PURCHASE. THE CASHIER RECORDS THE PURCHASE ITEMS AND COLLECTS A PAYMENT. ON COMPLETION, THE CUSTOMER LEAVES WITH THE ITEMS.**

Formatted: Heading 1

Formatted: Font: 10 pt

Formatted: Font: 10 pt

~~CROSS  
REFERENCES:~~

## ~~FUNCTIONS: R1.1, R1.2~~

Formatted: Heading 1

~~USE CASES: CASHIER MUST HAVE  
COMPLETED THE LOG IN USE CASE. THIS IS A  
REFERENCE TO THE SYSTEM FUNCTIONS AS  
DESCRIBED IN SECTION 1.10~~

Formatted: Font: 10 pt

Formatted: Font: 10 pt

~~PRE-CONDITIONS~~

~~**ASSUMPTION ABOUT THE STATE OF THE  
SYSTEM BEFORE EXECUTION OF THE  
OPERATION**~~

Formatted: Heading 1

Formatted: Font: 10 pt

Formatted: Font: 10 pt

~~SUCCESSFUL  
POST-CONDITIONS~~

**STATE OF THE SYSTEM AFTER  
COMPLETION OF THE OPERATION.**

Formatted: Heading 1

Formatted: Font: 10 pt

Formatted: Font: 10 pt

~~FAILURE POST-  
CONDITIONS~~

~~STATE OF THE SYSTEM AFTER  
COMPLETION OF THE OPERATION.~~

Formatted: Heading 1

Formatted: Font: 10 pt

Formatted: Font: 10 pt



Formatted: Heading 1

Formatted: Font: 10 pt

Formatted: Font: 10 pt

**TYPICAL COURSE OF EVENTS**

Formatted: Heading 1

Formatted: Font: 10 pt

Formatted: Font: 10 pt

ACTOR ACTION	SYSTEM RESPONSE
--------------	-----------------

Formatted: Heading 1

Formatted: Font: 10 pt

Formatted: Font: 10 pt

**THIS USE CASE BEGINS WHEN A CUSTOMER ARRIVES AT THE POINT OF SALE CHECKOUT WITH ITEMS TO PURCHASE.**

Formatted: Heading 1

Formatted: Font: 10 pt

Formatted: Font: 10 pt

**THE CASHIER RECORDS EACH  
ITEM**

**DETERMINES  
THE ITEM PRICE  
AND ADDS THE ITEM  
INFORMATION TO  
THE RUNNING  
SALES  
TRANSACTION.**

Formatted: Heading 1

Formatted: Font: 10 pt

Formatted: Font: 10 pt

Formatted: Heading 1

Formatted: Font: 10 pt

Formatted: Font: 10 pt

<p style="text-align: center;"><b>CUSTOMER SELECTS PAYMENT TYPE:</b></p> <p><i>a.</i> <b>IF CASH PAYMENT, SEE SECTION PAY BY CASH</b></p> <p><i>b.</i> <b>IF CREDIT PAYMENT, SEE SECTION PAY BY CREDIT</b></p>	
--	--

Formatted: Heading 1

Formatted: Heading 1

Formatted: Heading 1, No bullets or numbering

Formatted: Font: 10 pt

Formatted: Font: 10 pt

			<b>LOGS THE COMPLETED SALE</b>
--	--	--	------------------------------------

Formatted: Heading 1

Formatted: Font: 10 pt

Formatted: Font: 10 pt

		<b>UPDATES INVENTORY LEVELS</b>
--	--	-------------------------------------

Formatted: Heading 1

Formatted: Font: 10 pt

Formatted: Font: 10 pt

			<b>GENERATES A</b>
		<b>0</b>	<b>RECEIPT</b>

Formatted: Heading 1

Formatted: Font: 10 pt

Formatted: Font: 10 pt

4	<p style="text-align: center;"><b>CASHIER GIVES THE RECEIPT TO THE CUSTOMER</b></p>	
---	---	--

Formatted: Heading 1

Formatted: Font: 10 pt

Formatted: Font: 10 pt

**2 THE CUSTOMER LEAVES WITH  
THE ITEMS PURCHASED**

Formatted: Heading 1

Formatted: Font: 10 pt

Formatted: Font: 10 pt



Formatted: Heading 1

Formatted: Font: 10 pt

Formatted: Font: 10 pt

Formatted: Heading 1

Formatted: Font: 10 pt

Formatted: Font: 10 pt

**STEP 2:**

**INVALID ITEM IDENTIFIER ENTERED.  
INDICATE ERROR.**

Formatted: Heading 1

Formatted: Font: 10 pt

Formatted: Font: 10 pt

**STEP 7:**

**CUSTOMER COULD NOT PAY.  
CANCEL SALES TRANSACTION**

Formatted: Heading 1

Formatted: Font: 10 pt

Formatted: Font: 10 pt

**SECTION: PAY BY CASH**

Formatted: Heading 1

Formatted: Font: 10 pt

Formatted: Font: 10 pt

**TYPICAL COURSE OF  
EVENTS**

Formatted: Heading 1

Formatted: Font: 10 pt

Formatted: Font: 10 pt

ACTOR ACTION	SYSTEM RESPONSE
--------------	-----------------

Formatted: Heading 1

Formatted: Font: 10 pt

Formatted: Font: 10 pt

**THE CUSTOMER MAKES A  
CASH PAYMENT**

Formatted: Heading 1

Formatted: Font: 10 pt

Formatted: Font: 10 pt

**THE CASHIER RECORDS THE  
CASH TENDERED**

**PRESENTS  
THE BALANCE DUE  
BACK TO THE  
CUSTOMER, IF ANY.**

Formatted: Heading 1

Formatted: Font: 10 pt

Formatted: Font: 10 pt

**THE CASHIER DEPOSITS THE  
CASH RECEIVED AND EXTRACTS THE  
BALANCE OWING AND GIVES IT TO  
THE CUSTOMER**

Formatted: Heading 1

Formatted: Font: 10 pt

Formatted: Font: 10 pt

**ALTERNATIVE  
COURSES**

Formatted: Heading 1

Formatted: Font: 10 pt

Formatted: Font: 10 pt

**STEP 1:**

**CUSTOMER DOES NOT HAVE SUFFICIENT  
CASH, MAY CANCEL SALE OR INITIATE  
ANOTHER PAYMENT METHOD.**

Formatted: Heading 1

Formatted: Font: 10 pt

Formatted: Font: 10 pt

**STEP 4:**

**CASH DRAWER DOES NOT CONTAIN  
SUFFICIENT CASH TO PAY BALANCE.**

Formatted: Heading 1

Formatted: Font: 10 pt

Formatted: Font: 10 pt



Formatted: Heading 1, Tab stops: Not at 1.82" + 6.22"

Formatted: Font: 10 pt

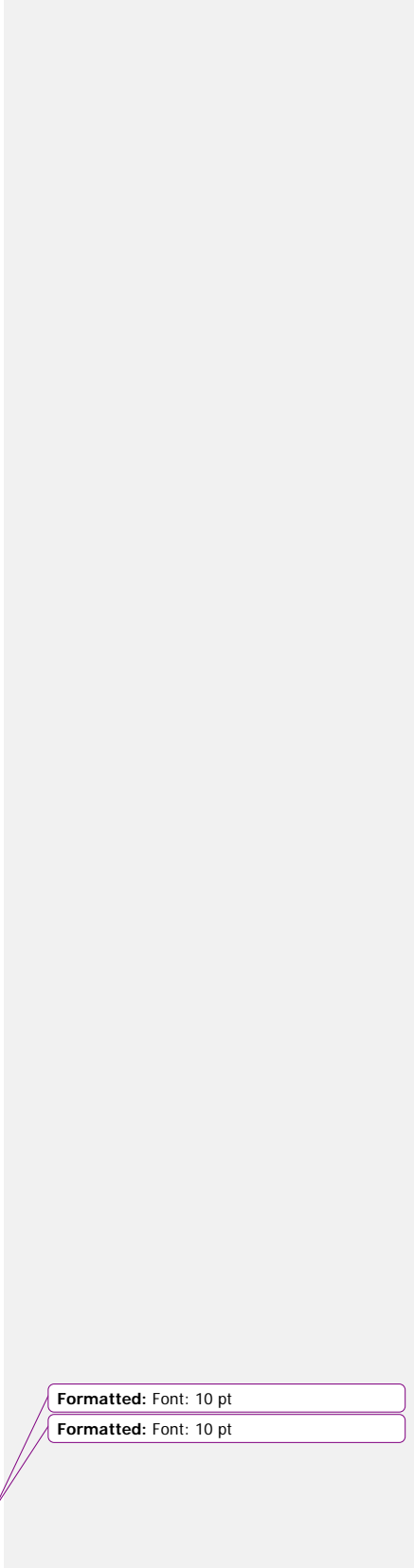
Formatted: Font: 10 pt

—

\_\_\_\_\_

Formatted: Font: 10 pt

Formatted: Font: 10 pt



Formatted: Font: 10 pt

Formatted: Font: 10 pt

—

\_\_\_\_\_

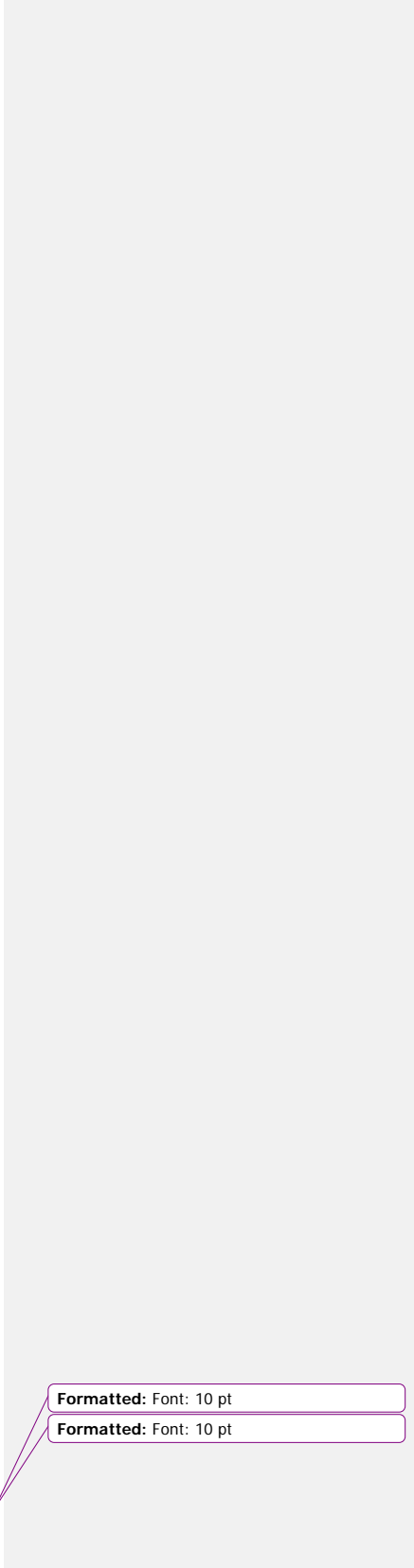
Formatted: Font: 10 pt

Formatted: Font: 10 pt



Formatted: Font: 10 pt

Formatted: Font: 10 pt



Formatted: Font: 10 pt

Formatted: Font: 10 pt

—

\_\_\_\_\_

Formatted: Font: 10 pt

Formatted: Font: 10 pt

—

\_\_\_\_\_

Formatted: Font: 10 pt

Formatted: Font: 10 pt

## USE CASE REMOVE GUEST MODE

Formatted: Heading 1

Formatted: Font: 10 pt

Formatted: Font: 10 pt

NAME:

REMOVE GUEST MODE

Formatted: Font: 10 pt

Formatted: Font: 10 pt

ACTORS:

USER

Formatted: Heading 1

Formatted: Font: 10 pt

Formatted: Font: 10 pt

PURPOSE:

TO REMOVE GUEST MODE FROM ANDROID DEVICE

Formatted: Heading 1

Formatted: Font: 10 pt

Formatted: Font: 10 pt

**DESCRIPTION:**

GO TO DEVICE SETTINGS AND FIND USERS OPTION.  
CLICK ON USER'S OPTION CLICK ON REMOVE ICON OPTION  
AND CLICK OK

Formatted: Heading 1

Formatted: Font: 10 pt

Formatted: Font: 10 pt

PRE-  
CONDITIONS

GUEST MODE PRESENT IN USER OPTION

Formatted: Heading 1

Formatted: Font: 10 pt

Formatted: Font: 10 pt

SUCCESSFUL  
POST-CONDITIONS

GUEST MODE REMOVED-CREATED

Formatted: Heading 1

Formatted: Font: 10 pt

Formatted: Font: 10 pt

FAILURE POST  
CONDITIONS

GUEST MODE DIDN'T REMOVED

Formatted: Heading 1

Formatted: Font: 10 pt

Formatted: Font: 10 pt



Formatted: Heading 1, Tab stops: Not at 1.82" + 6.22"

Formatted: Font: 10 pt

Formatted: Font: 10 pt

—

\_\_\_\_\_

Formatted: Font: 10 pt

Formatted: Font: 10 pt

## 6.7 SYSTEM SEQUENCE DIAGRAMS

---

Formatted: Heading 1

Formatted: Bullets and Numbering

Formatted: Font: 10 pt

Formatted: Font: 10 pt

~~THIS IS AN OPTIONAL SECTION. IT MAY HELP WHEN THE TYPICAL COURSE OF EVENTS (SECTION 3.4) IS TOO DETAILED TO CLARIFY THE FLOW PROPERLY.~~

Formatted: Font: 10 pt

Formatted: Font: 10 pt

~~———— A SYSTEM SEQUENCE DIAGRAM IS A PICTURE THAT SHOWS, FOR A PARTICULAR SCENARIO OF A USE CASE, THE EVENTS THAT EXTERNAL ACTORS GENERATE, THEIR ORDER, AND INTERSYSTEM EVENTS. ALL SYSTEMS ARE TREATED AS A BLACK BOX; THE EMPHASIS OF THE DIAGRAM IS EVENTS THAT CROSS THE SYSTEM BOUNDARY FROM ACTOR TO SYSTEMS.~~

---

Formatted: Font: 10 pt

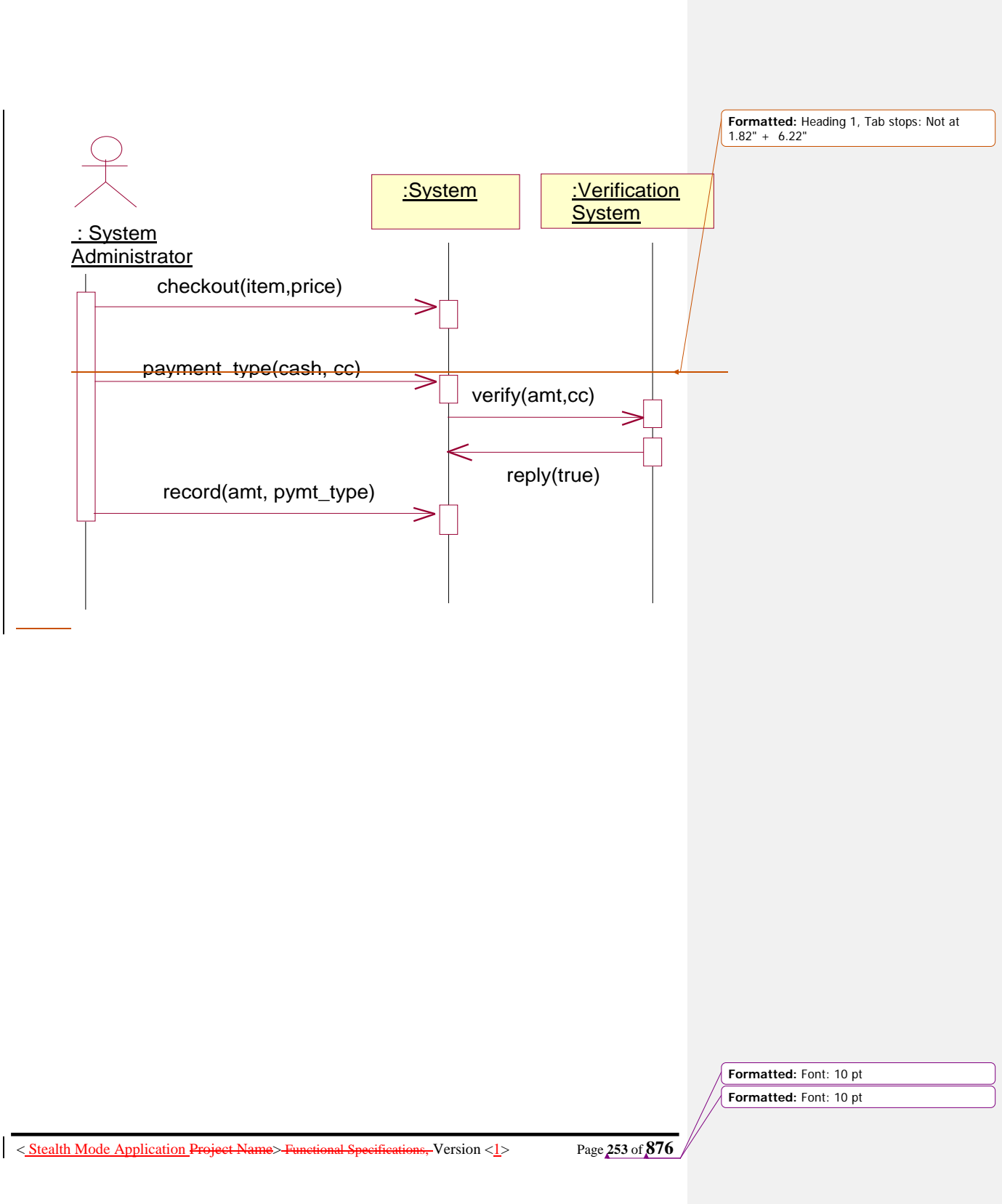
Formatted: Font: 10 pt

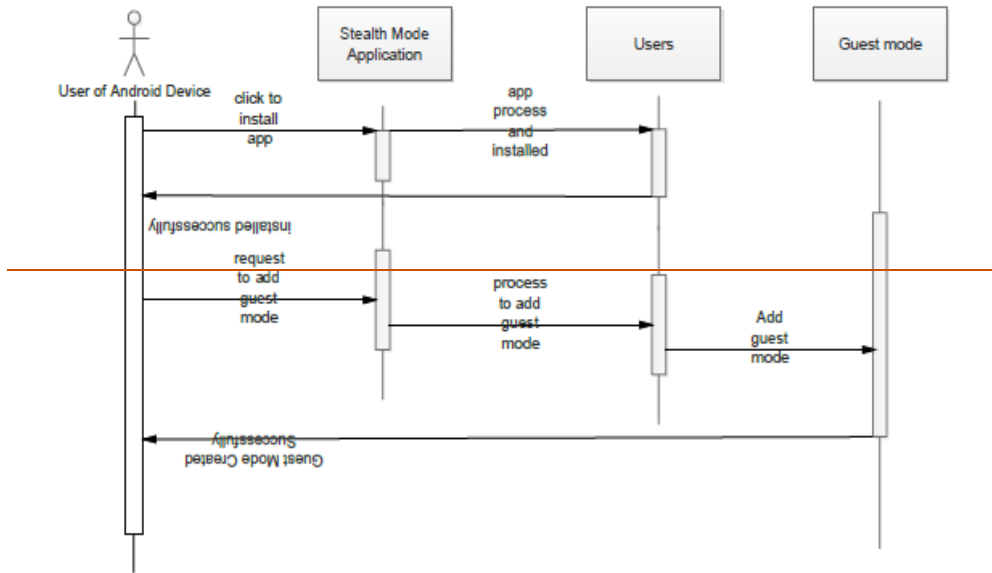
~~———— A SYSTEM SEQUENCE DIAGRAM SHOULD BE COMPLETED FOR THE TYPICAL COURSE OF EVENTS OF THE USE CASE, AND POSSIBLY OTHERS, FOR THE MOST INTERESTING ALTERNATIVE COURSES.~~

---

Formatted: Font: 10 pt

Formatted: Font: 10 pt





Formatted: Font: 10 pt

Formatted: Font: 10 pt

**FIGURE SYSTEM SEQUENCE DIAGRAM**

Formatted: Font: Book Antiqua

Formatted: Font: 10 pt

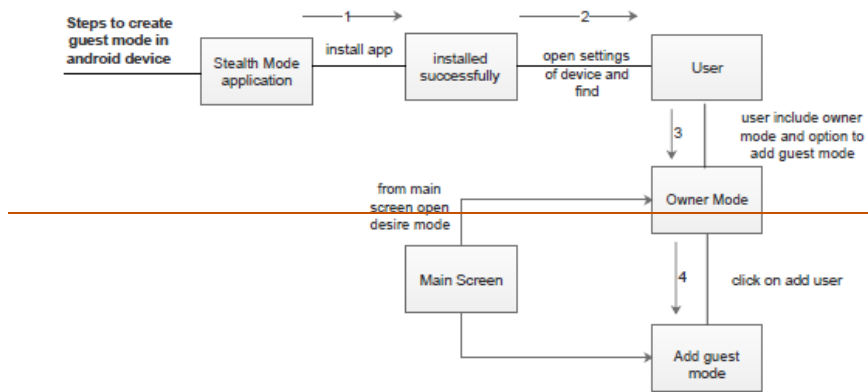
Formatted: Font: 10 pt

**SYSTEM COLLABORATION DIAGRAMS**

Formatted: Font: Book Antiqua

Formatted: Font: 10 pt

Formatted: Font: 10 pt



Formatted: Font: 10 pt

Formatted: Font: 10 pt

—

\_\_\_\_\_

Formatted: Font: 10 pt

Formatted: Font: 10 pt

—

\_\_\_\_\_

Formatted: Font: 10 pt

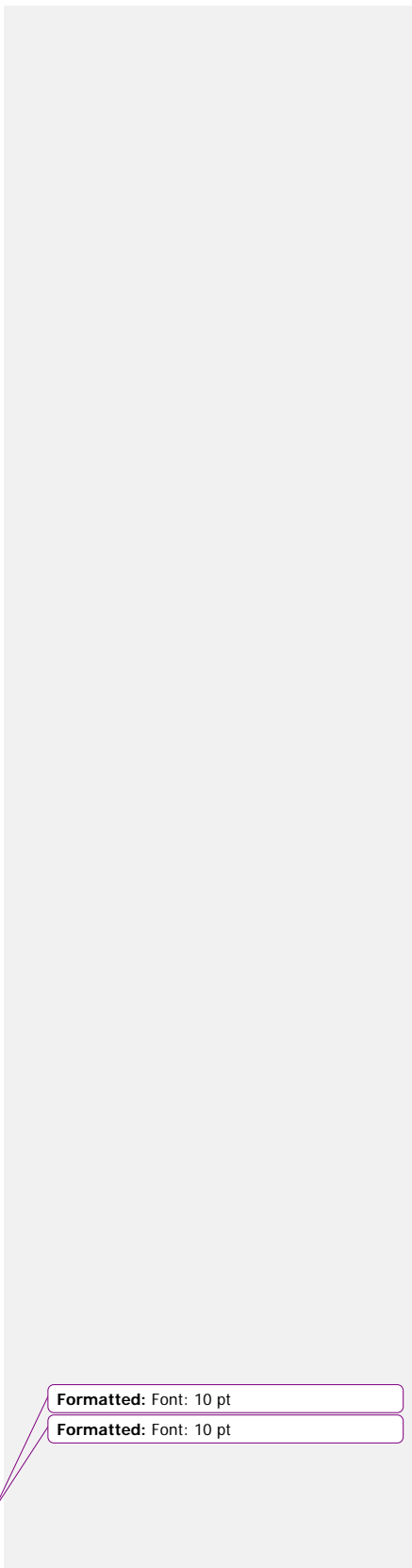
Formatted: Font: 10 pt

\_\_\_\_\_

\_\_\_\_\_

Formatted: Font: 10 pt

Formatted: Font: 10 pt



Formatted: Font: 10 pt

Formatted: Font: 10 pt



Formatted: Font: 10 pt

Formatted: Font: 10 pt

<Stealth Mode Application Project Name>

Functional Specifications, Version <1>

Formatted: Font: 10 pt

Formatted: Font: 10 pt

<Stealth Mode Application Project Name>

Functional Specifications, Version <1>

Formatted: Font: 10 pt

Formatted: Font: 10 pt

—

\_\_\_\_\_

Formatted: Font: 10 pt

Formatted: Font: 10 pt

—

\_\_\_\_\_

Formatted: Font: 10 pt

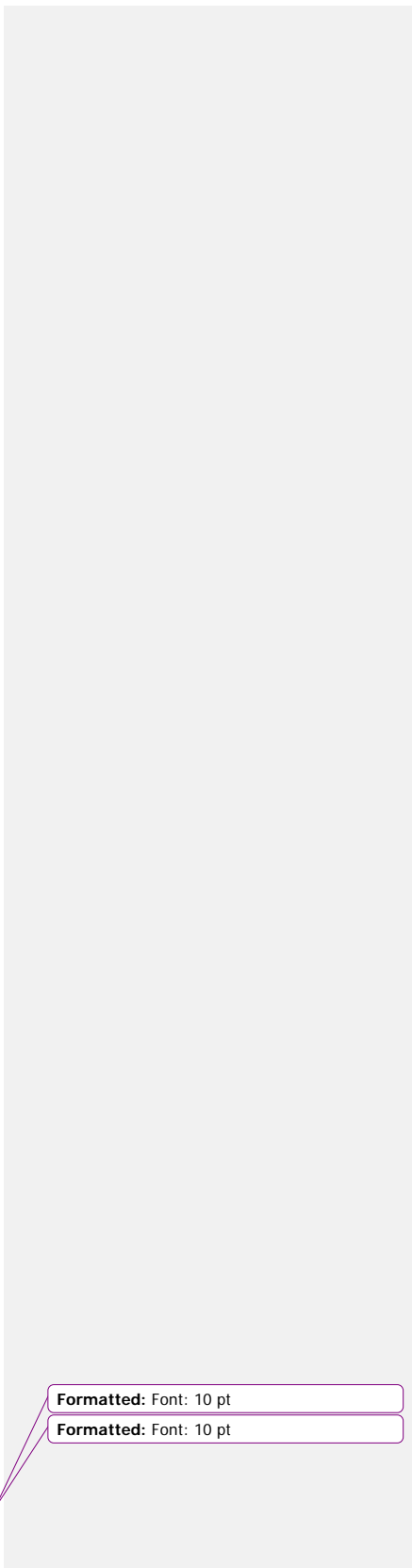
Formatted: Font: 10 pt

—

\_\_\_\_\_

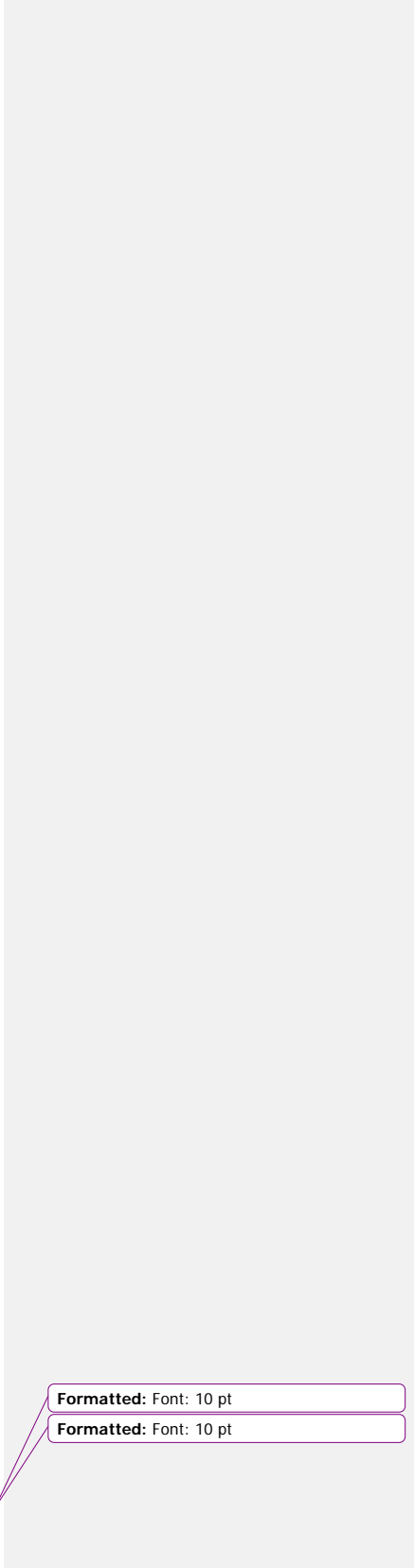
Formatted: Font: 10 pt

Formatted: Font: 10 pt



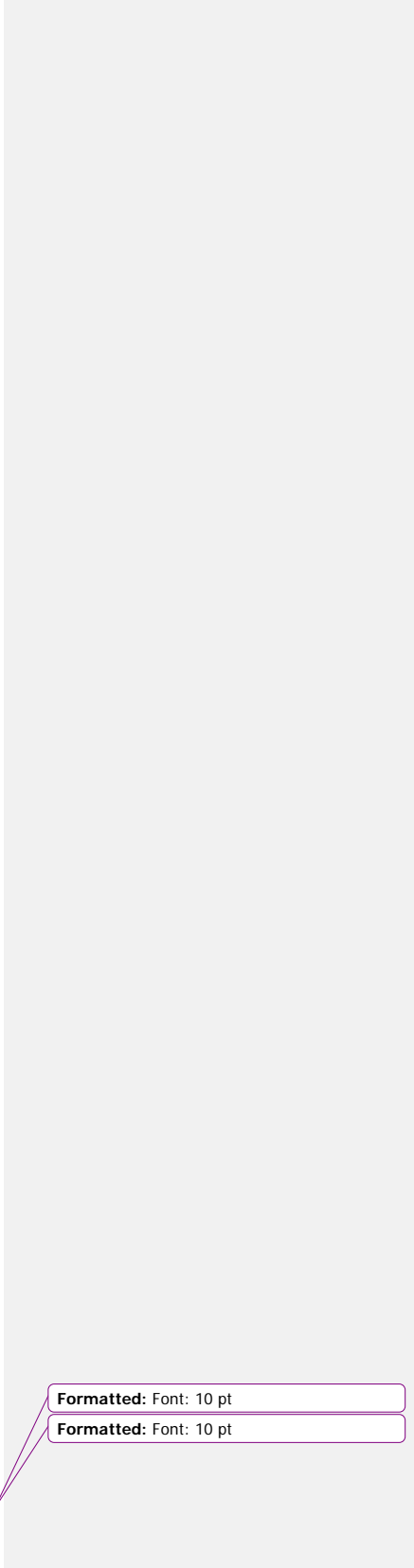
Formatted: Font: 10 pt

Formatted: Font: 10 pt



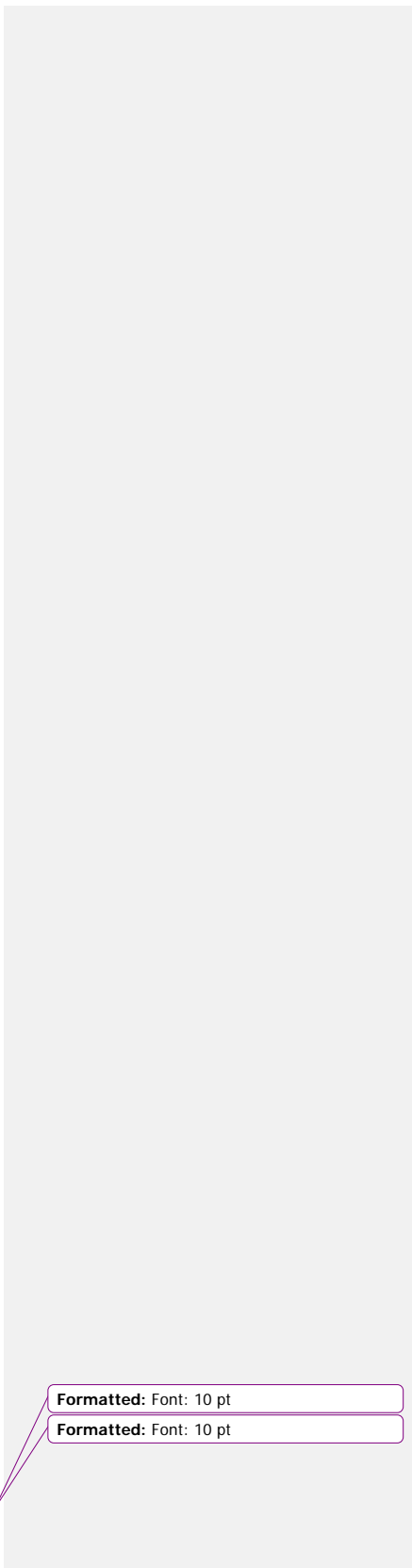
Formatted: Font: 10 pt

Formatted: Font: 10 pt



Formatted: Font: 10 pt

Formatted: Font: 10 pt



Formatted: Font: 10 pt

Formatted: Font: 10 pt

<Stealth Mode Application Project Name>

Functional Specifications, Version <1>

Formatted: Font: 10 pt

Formatted: Font: 10 pt

<Stealth Mode Application Project Name>

Functional Specifications, Version <1>

Formatted: Font: 10 pt

Formatted: Font: 10 pt

<Stealth Mode Application Project Name>

Functional Specifications, Version <1>

Formatted: Font: 10 pt

Formatted: Font: 10 pt

## 6.8 APPLICATION USER INTERFACE

---

Formatted: Heading 1

Formatted: Bullets and Numbering

Formatted: Font: 10 pt

Formatted: Font: 10 pt

Formatted: Font: Book Antiqua

Formatted: Font: 10 pt

Formatted: Font: 10 pt

~~AFTER DOWNLOAD AND CLICK ON STEALTH MODE APPLICATION SCREEN WILL  
BE OPEN~~

---

Formatted: Font: Book Antiqua, 12 pt

Formatted: Font: 10 pt

Formatted: Font: 10 pt

~~REMINDER: DEVICE MUST BE ROOTED BEFORE INSTALLING APPLICATION~~

---

Formatted: Font: 10 pt

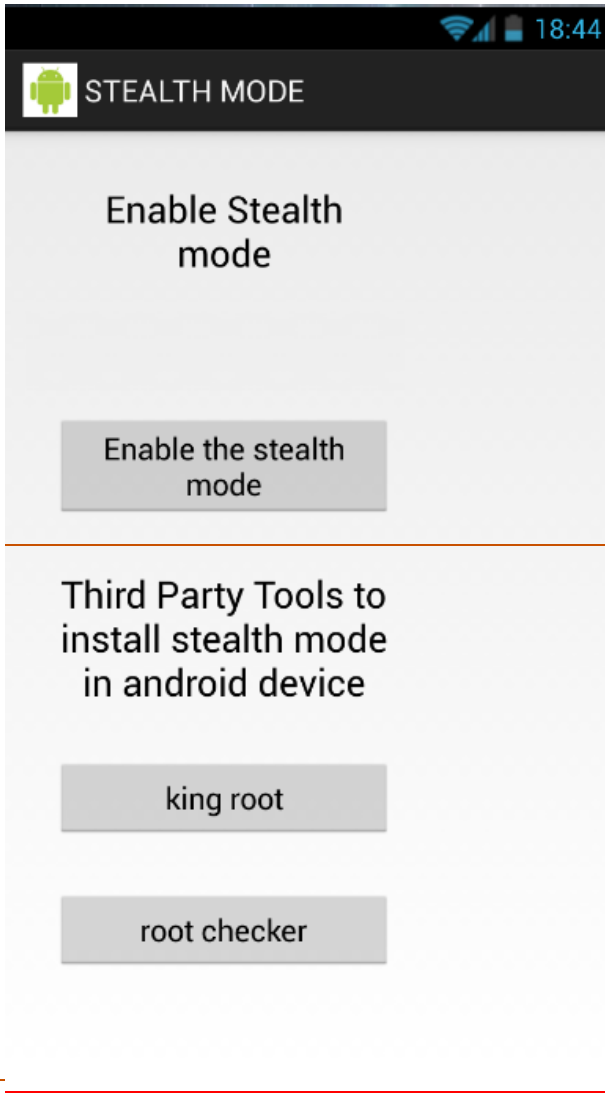
Formatted: Font: 10 pt



Formatted: Font: Book Antiqua, 12 pt

Formatted: Font: 10 pt

Formatted: Font: 10 pt



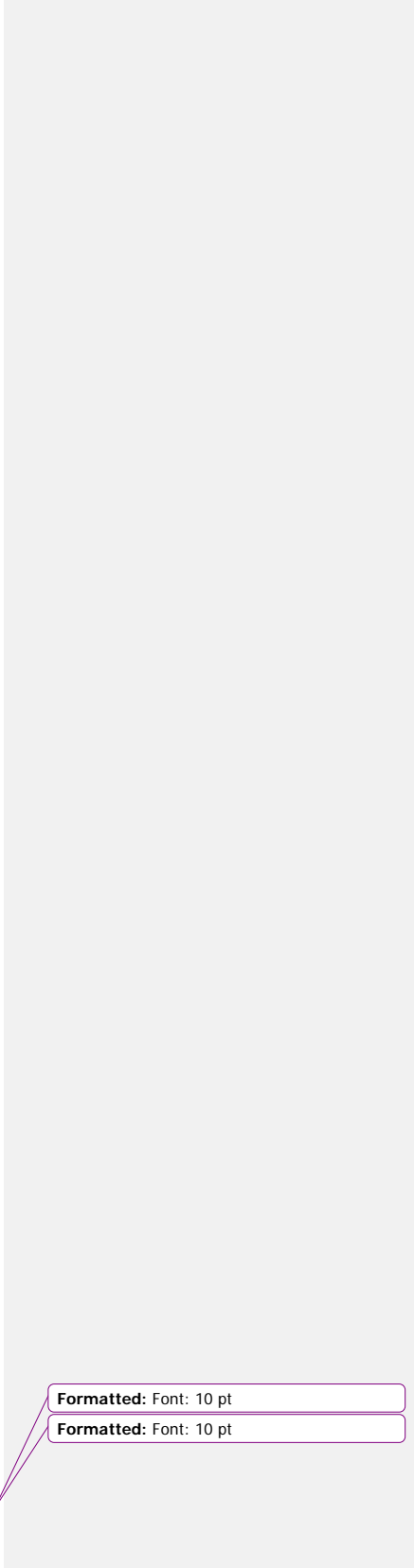
Formatted: Font: 10 pt  
Formatted: Font: 10 pt

—

\_\_\_\_\_

Formatted: Font: 10 pt

Formatted: Font: 10 pt



Formatted: Font: 10 pt

Formatted: Font: 10 pt

WHEN CLICK ON ENABLE THE STEALTH MODE

---

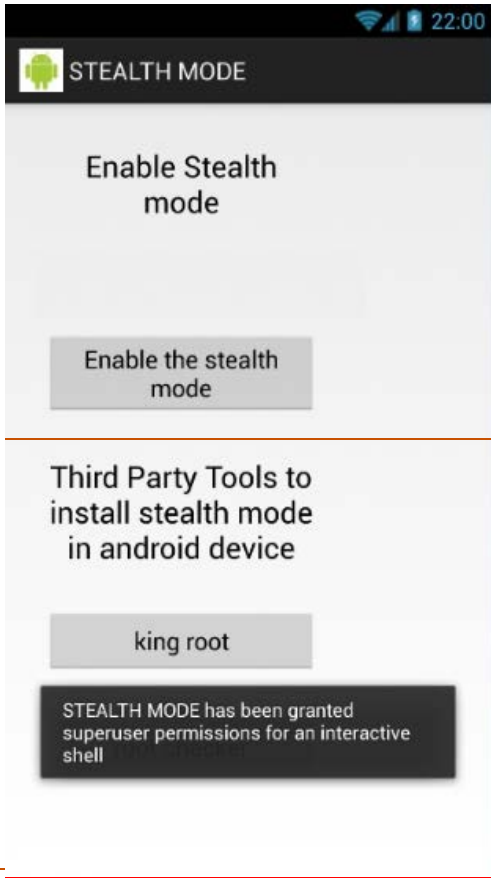
Formatted: Font: 10 pt

Formatted: Font: 10 pt



Formatted: Font: 10 pt

Formatted: Font: 10 pt



Formatted: Font: 10 pt

Formatted: Font: 10 pt



Formatted: Font: 10 pt

Formatted: Font: 10 pt

~~STEALTH MODE APPLICATION SUCCESSFULLY INSTALLED.~~

Formatted: Font: 10 pt

Formatted: Font: 10 pt

~~PLEASE GO FOR YOUR DEVICE SETTINGS AND YOU WILL BE FIND AN EXTRA OPTION "USERS".~~

---

Formatted: Font: 10 pt

Formatted: Font: 10 pt



Formatted: Font: 10 pt

Formatted: Font: 10 pt



Formatted: Font: 10 pt

Formatted: Font: 10 pt



Formatted: Font: Book Antiqua, 12 pt

Formatted: Font: 10 pt

Formatted: Font: 10 pt

~~THIS SECTION MAY BE USED TO PROVIDE SCREENSHOTS OF THE APPLICATION TO GIVE AN IDEA OF HOW THE GUI WILL APPEAR.~~

---

Formatted: Font: 10 pt

Formatted: Font: 10 pt

<Stealth Mode Application Project Name>

Functional Specifications, Version <1>

Formatted: Font: 10 pt

Formatted: Font: 10 pt

## 6.9 DATA DICTIONARY

---

Formatted: Font: 10 pt

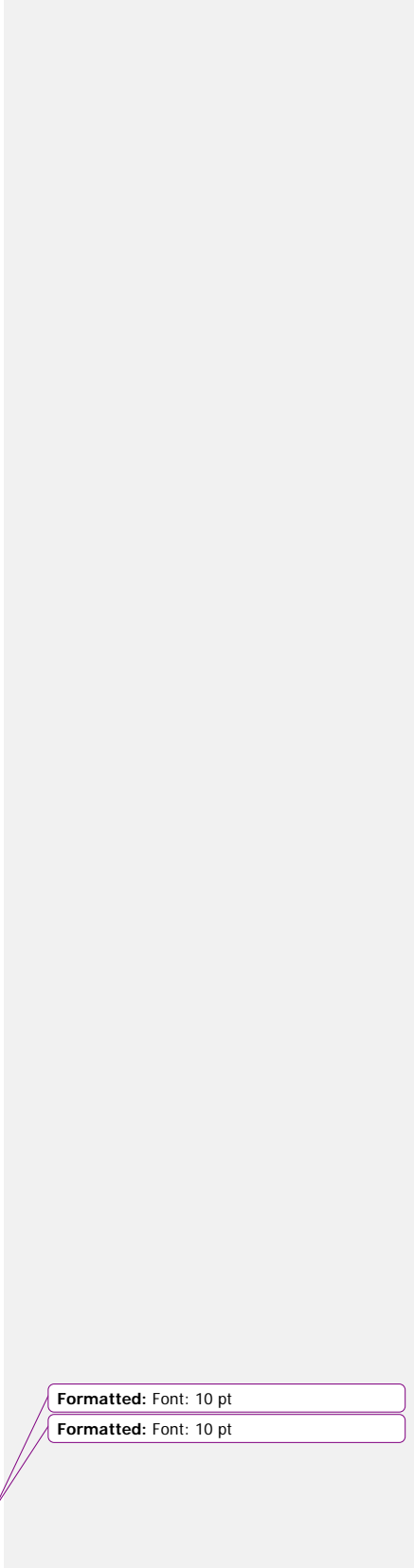
Formatted: Font: 10 pt

~~THIS SECTION MAY BE USED TO PROVIDE THE DETAILS OF  
INTERFACE ELEMENTS THAT ARE PRESENT ON THE  
SCREENSHOTS.~~

---

Formatted: Font: 10 pt

Formatted: Font: 10 pt



Formatted: Font: 10 pt

Formatted: Font: 10 pt

ELEMENT NAME	TYPE	VALIDATION	MANDATORY	REMARKS

Formatted: Font: 10 pt

Formatted: Font: 10 pt

<hr/>	<hr/>	<hr/>	<hr/>	<hr/>
<hr/>	<hr/>	<hr/>	<hr/>	<hr/>

Formatted: Heading 1

Formatted: Font: 10 pt

Formatted: Font: 10 pt



Formatted: Heading 1

Formatted: Font: 10 pt

Formatted: Font: 10 pt

—

—————

Formatted: Font: 10 pt

Formatted: Font: 10 pt

## 7. CONCEPTUAL MODEL

---

Formatted: Font: Bold

Formatted: Bullets and Numbering

Formatted: Font: 10 pt

Formatted: Font: 10 pt

~~———— DRAW YOUR CONCEPTUAL MODEL AFTER WRITING ALL YOUR USE CASES. THIS IS AN OPTIONAL SECTION, WHICH WILL BE APPLICABLE WHEN THERE ARE A LARGE NUMBER OF ENTITIES.~~

---

Formatted: Heading 1

Formatted: Font: 10 pt

Formatted: Font: 10 pt

~~—— A CONCEPTUAL MODEL IS A REPRESENTATION OF CONCEPTS IN A PROBLEM DOMAIN. IT IS ILLUSTRATED WITH A SET OF STATIC STRUCTURE DIAGRAMS. IT CAN REPRESENT THE FOLLOWING:~~

---

Formatted: Font: 10 pt

Formatted: Font: 10 pt

# CONCEPTS

---

Formatted: Heading 1, No bullets or numbering

Formatted: Font: 10 pt

Formatted: Font: 10 pt

## ← ASSOCIATIONS BETWEEN CONCEPTS

---

Formatted: Font: 10 pt

Formatted: Font: 10 pt

## ← ATTRIBUTES OF CONCEPTS

---

Formatted: Font: 10 pt

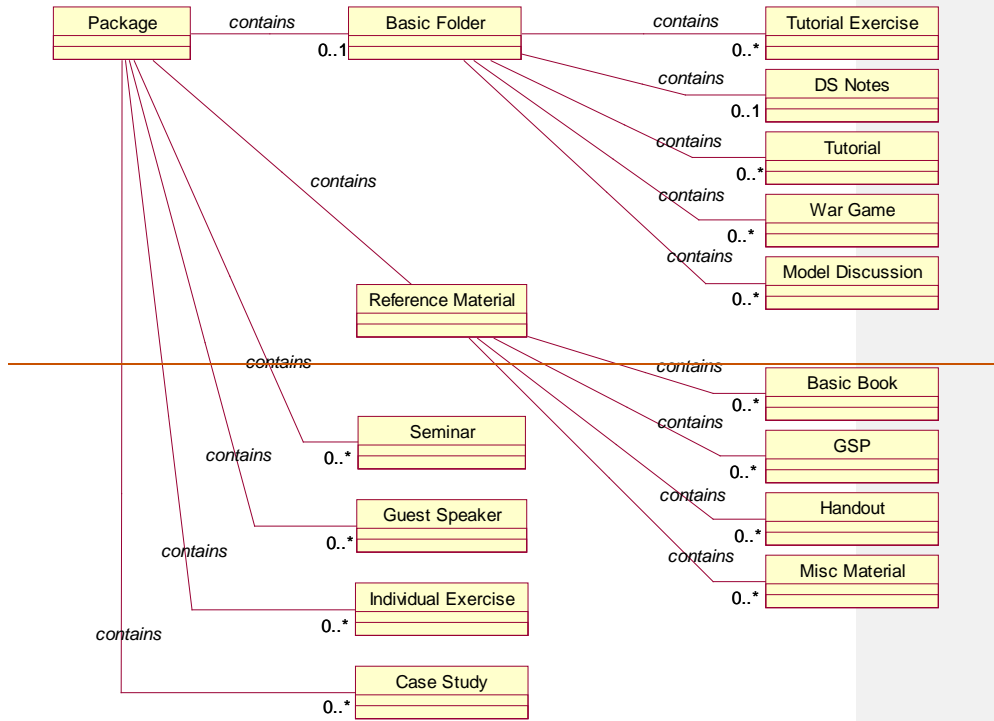
Formatted: Font: 10 pt

~~A NEW EXAMPLE CONSISTENT WITH THE ACCOUNTING SYSTEM EXAMPLE USED IN THIS DOCUMENT SHOULD BE PROVIDED.~~

Formatted: Heading 1

Formatted: Font: 10 pt

Formatted: Font: 10 pt



Formatted: Font: 10 pt

Formatted: Font: 10 pt

**FIGURE 3 CONCEPTUAL MODEL**

Formatted: Heading 1, Left

Formatted: Font: 10 pt

Formatted: Font: 10 pt

~~CONCEPT REACTS DIFFERENTLY TO EVENTS DEPENDING ON THEIR STATE, IT IS CONSIDERED AS STATE-DEPENDENT CONCEPT OR TYPE. CREATE STATE DIAGRAMS ONLY FOR STATE-DEPENDENT CONCEPTS WITH COMPLEX BEHAVIOR.~~

---

Formatted: Heading 1

Formatted: Font: 10 pt

Formatted: Font: 10 pt

~~A RELEVANT EXAMPLE NEEDS TO BE INSERTED HERE.~~

Formatted: Font: 10 pt

Formatted: Font: 10 pt

## 8. CLASS DIAGRAM

---

Formatted: Font: 10 pt

Formatted: Font: 10 pt

FUNCTION POINT ANALYSIS

Formatted: Font: 10 pt

Formatted: Font: 10 pt

**EFFORT ESTIMATION:**

Formatted: Font: Book Antiqua, 12 pt, Not Italic

Formatted: Heading 1

Formatted: Font: 10 pt

Formatted: Font: 10 pt

OVER ALL PROJECT ASSUMPTIONS

Formatted: Font: Book Antiqua, 12 pt

Formatted: Font: Book Antiqua, 12 pt

Formatted: Font: 10 pt

Formatted: Font: 10 pt

<u>PROJECT BACK-GROUND STUDY</u>	<u>LOW</u>
<hr/>	<hr/>

Formatted: Font: (Default) Book Antiqua, 12 pt, English (United States)

Formatted: Font: 10 pt

Formatted: Font: 10 pt

\_\_\_\_\_

\_\_\_\_\_

**Formatted:** Heading 1, Space After: 0 pt, Add space between paragraphs of the same style, Line spacing: single

**Formatted:** Font: 10 pt

**Formatted:** Font: 10 pt

<u>DEVELOPERS HELP</u>	<u>AVERAGE</u>
------------------------	----------------

Formatted: Heading 1

Formatted: Font: (Default) Book Antiqua, 12 pt, English (United States)

Formatted: Font: 10 pt

Formatted: Font: 10 pt


Formatted: Font: (Default) Book Antiqua, 12 pt, English (United States)

Formatted: Heading 1

Formatted: Font: 10 pt

Formatted: Font: 10 pt

<b>FRAMEWORK AVAILABLE</b>	<b>AVERAGE</b>

Formatted: Heading 1

Formatted: Font: (Default) Book Antiqua, 12 pt, English (United States)

Formatted: Font: 10 pt

Formatted: Font: 10 pt

--	--

Formatted: Font: (Default) Book Antiqua, 12 pt, English (United States)

Formatted: Heading 1

Formatted: Font: 10 pt

Formatted: Font: 10 pt

<b>PROVIDE DEVELOPING STEPS</b>	<b>AVERAGE</b>
<hr/>	<hr/>

Formatted: Heading 1

Formatted: Font: (Default) Book Antiqua, 12 pt, English (United States)

Formatted: Font: 10 pt

Formatted: Font: 10 pt

--	--

Formatted: Font: (Default) Book Antiqua, 12 pt, English (United States)

Formatted: Heading 1

Formatted: Font: 10 pt

Formatted: Font: 10 pt



**Formatted:** Heading 1, Indent: Left: 0", Space After: 0 pt, Add space between paragraphs of the same style, Line spacing: single

**Formatted:** Font: 10 pt

**Formatted:** Font: 10 pt

<u>PROVIDE DUAL MODE</u>	<u>HIGH</u>
<u>ADD/REMOVE METHOD</u>	<u>LOW</u>

Formatted: Heading 1

Formatted: Font: (Default) Book Antiqua, 12 pt, English (United States)

Formatted: Font: (Default) Book Antiqua, 12 pt, English (United States)

Formatted: Font: 10 pt

Formatted: Font: 10 pt



--	--

Formatted: Font: (Default) Book Antiqua, 12 pt, English (United States)

Formatted: Heading 1

Formatted: Font: 10 pt

Formatted: Font: 10 pt

Formatted: Font: (Default) Book Antiqua, 12 pt, English (United States)

Formatted: Heading 1

Formatted: Font: 10 pt

Formatted: Font: 10 pt

--	--

Formatted: Font: (Default) Book Antiqua, 12 pt, English (United States)

Formatted: Heading 1

Formatted: Font: 10 pt

Formatted: Font: 10 pt



Formatted: Heading 1, Space After: 0 pt, Line spacing: single

Formatted: Font: 10 pt

Formatted: Font: 10 pt

<u>SOFTWARE DESIGN</u>	<u>AVERAGE</u>

Formatted: Font: (Default) Book Antiqua, 12 pt, English (United States)

Formatted: Heading 1

Formatted: Font: 10 pt

Formatted: Font: 10 pt

DOCUMENTATION	AVERAGE

Formatted: Font: (Default) Book Antiqua, 12 pt, English (United States)

Formatted: Heading 1

Formatted: Font: 10 pt

Formatted: Font: 10 pt

<b>STRUCTURE IMPLEMENTATION</b>	<b>HIGH</b>
---------------------------------	-------------

Formatted: Font: (Default) Book Antiqua, 12 pt, English (United States)

Formatted: Heading 1

Formatted: Font: 10 pt

Formatted: Font: 10 pt

<u>SRS DELIVERY</u>	<u>Low</u>

Formatted: Font: (Default) Book Antiqua, 12 pt, English (United States)

Formatted: Heading 1

Formatted: Font: 10 pt

Formatted: Font: 10 pt

<u>TESTING PLANS</u>	<u>HIGH</u>
----------------------	-------------

Formatted: Font: (Default) Book Antiqua, 12 pt, English (United States)

Formatted: Heading 1

Formatted: Font: 10 pt

Formatted: Font: 10 pt

<u>CREATING MODES</u>	<u>AVERAGE</u>
-----------------------	----------------

Formatted: Heading 1

Formatted: Font: (Default) Book Antiqua, 12 pt, English (United States)

Formatted: Font: 10 pt

Formatted: Font: 10 pt

Horizontal line with a thin orange line above it and a vertical line on the left.

Formatted: Heading 1, Space After: 0 pt, Add space between paragraphs of the same style, Line spacing: single

Formatted: Font: 10 pt

Formatted: Font: 10 pt

<p><u>COST ESTIMATION BY COCOMO II</u> <u>STANDARDS</u></p>	<p><u>Low</u></p>
---	-------------------

Formatted: Font: (Default) Book Antiqua, 12 pt, English (United States)

Formatted: Heading 1

Formatted: Font: 10 pt

Formatted: Font: 10 pt

<u>ALGORITHMS USING</u>	<u>Low</u>
-------------------------	------------

Formatted: Heading 1

Formatted: Font: (Default) Book Antiqua, 12 pt, English (United States)

Formatted: Font: 10 pt

Formatted: Font: 10 pt

TRACKING BUDGET	AVERAGE

Formatted: Font: (Default) Book Antiqua, 12 pt, English (United States)

Formatted: Heading 1

Formatted: Font: 10 pt

Formatted: Font: 10 pt

<b>BUDGET ANALYSIS</b>	<b>Low</b>

Formatted: Font: (Default) Book Antiqua, 12 pt, English (United States)

Formatted: Heading 1

Formatted: Font: 10 pt

Formatted: Font: 10 pt



Formatted: Heading 1, Space After: 0 pt, Line spacing: single

Formatted: Font: 10 pt

Formatted: Font: 10 pt

<u>TRAINING MANUALS</u>	<u>Low</u>
-------------------------	------------

Formatted: Heading 1

Formatted: Font: (Default) Book Antiqua, 12 pt, English (United States)

Formatted: Font: 10 pt

Formatted: Font: 10 pt

<u>HARDWARE</u>	<u>HIGH</u>

Formatted: Font: (Default) Book Antiqua, 12 pt, English (United States)

Formatted: Heading 1

Formatted: Font: 10 pt

Formatted: Font: 10 pt

INSTALLATION CRITERIA	AVERAGE

Formatted: Font: (Default) Book Antiqua, 12 pt, English (United States)

Formatted: Heading 1

Formatted: Font: 10 pt

Formatted: Font: 10 pt

<b>SECURITY</b>	<b>HIGH</b>
-----------------	-------------

Formatted: Font: (Default) Book Antiqua, 12 pt, English (United States)

Formatted: Heading 1

Formatted: Font: 10 pt

Formatted: Font: 10 pt



Formatted: Font: 10 pt

Formatted: Font: 10 pt



Formatted: Font: 10 pt

Formatted: Font: 10 pt



Formatted: Font: 10 pt

Formatted: Font: 10 pt



Formatted: Font: 10 pt

Formatted: Font: 10 pt



Formatted: Font: 10 pt

Formatted: Font: 10 pt

COMPLEXITY	No of ACTIVITIES	HOURS	COST

Formatted: Font: (Default) Book Antiqua, 12 pt, English (United States)

Formatted: Heading 1

Formatted: Font: 10 pt

Formatted: Font: 10 pt

<u>Low</u>	<u>7</u>	<u>4</u>	<u>6000rs</u>

Formatted: Font: (Default) Book Antiqua, 12 pt, English (United States)

Formatted: Heading 1

Formatted: Font: 10 pt

Formatted: Font: 10 pt

AVERAGE	8	7	10000rs

Formatted: Font: (Default) Book Antiqua, 12 pt, English (United States)

Formatted: Font: (Default) Book Antiqua, 12 pt, English (United States)

Formatted: Heading 1

Formatted: Font: 10 pt

Formatted: Font: 10 pt

<u>HIGH</u>	<u>5</u>	<u>10</u>	<u>15000rs</u>

Formatted: Font: (Default) Book Antiqua, 12 pt, English (United States)

Formatted: Heading 1

Formatted: Font: 10 pt

Formatted: Font: 10 pt



Formatted: Font: Book Antiqua, 12 pt

Formatted: Heading 1

Formatted: Font: 10 pt

Formatted: Font: 10 pt

**FUNCTION POINTS:**

---

Formatted: Font: 10 pt

Formatted: Font: 10 pt

~~7\*4+8\*7+5\*10=134~~ FP

Formatted: Font: Book Antiqua, 12 pt

Formatted: Font: 10 pt

Formatted: Font: 10 pt

Formatted: Font: Book Antiqua, 12 pt

Formatted: Font: 10 pt

Formatted: Font: 10 pt

~~So, 134\*29= 3886 SLOC~~

Formatted: Font: Book Antiqua, 12 pt

Formatted: Font: 10 pt

Formatted: Font: 10 pt

~~CONVERT INTO KSLOC: 3886/1000= 4.0 KSLOC~~

Formatted: Font: Book Antiqua, 12 pt

Formatted: Font: Book Antiqua, 12 pt

Formatted: Font: 10 pt

Formatted: Font: 10 pt

EFFORT CALCULATION:

---

Formatted: Font: 10 pt

Formatted: Font: 10 pt

~~EFFORT=2.94\*1.084\*(4.0)<sup>1.0997</sup>=15 PERSON MONTHS (WITH CEILING FUNCTION)~~

---

Formatted: Font: Book Antiqua, 12 pt

Formatted: Font: Book Antiqua, 12 pt

Formatted: Font: 10 pt

Formatted: Font: 10 pt

**DURATION CALCULATION:**

---

Formatted: Font: 10 pt

Formatted: Font: 10 pt

~~DURATION=3.67\*(15)<sup>0.3197</sup>=8 MONTHS (WITH CEILING FUNCTION)~~

Formatted: Font: Book Antiqua, 12 pt

Formatted: Font: Book Antiqua, 12 pt

Formatted: Font: 10 pt

Formatted: Font: 10 pt

STAFFING:

---

Formatted: Font: 10 pt

Formatted: Font: 10 pt

~~STAFFING=EFFORT/DURATION=15/8=2 PERSONS PER HOUR (WITH CEILING FUNCTION)~~

---

Formatted: Font: Book Antiqua, 12 pt

Formatted: Font: 10 pt

Formatted: Font: 10 pt

9-

Formatted: Font: 11 pt

Formatted: Font: 10 pt

Formatted: Font: 10 pt

## 10. IMPLEMENTATION

---

Formatted: Font: 10 pt

Formatted: Font: 10 pt

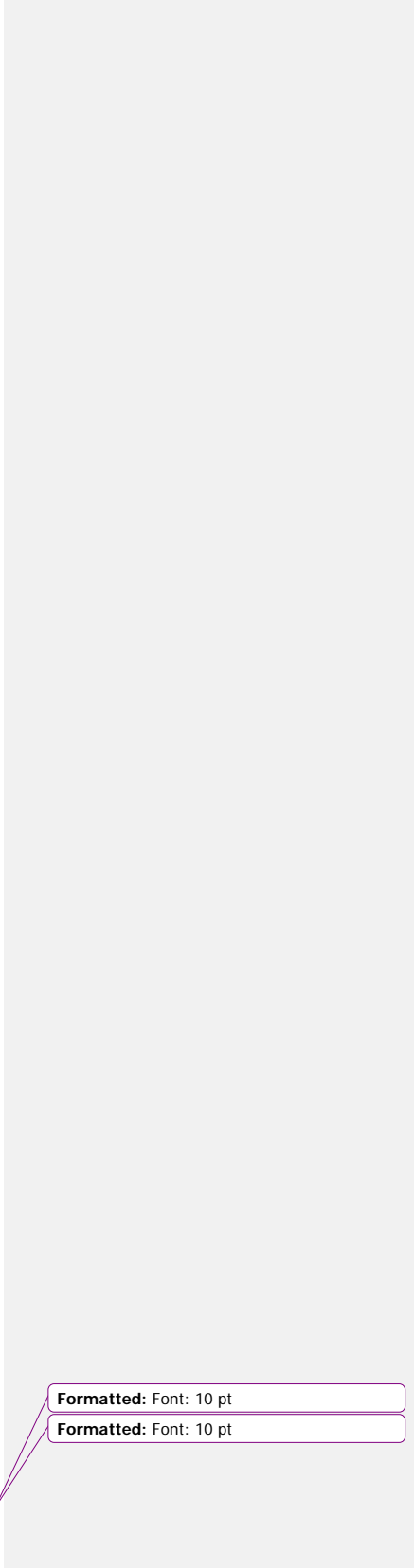
# PROTOTYPES (UID VS PID) OF STEALTH MODE APPLICATION

---

Formatted: Heading 1

Formatted: Font: 10 pt

Formatted: Font: 10 pt

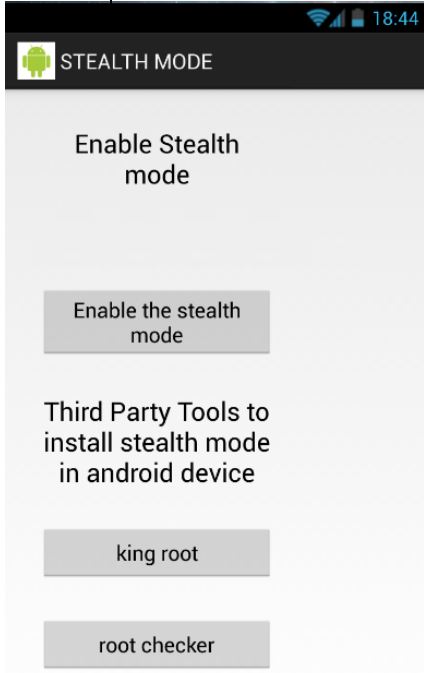


Formatted: Font: 10 pt

Formatted: Font: 10 pt

SCREEN 1

SCREEN 2

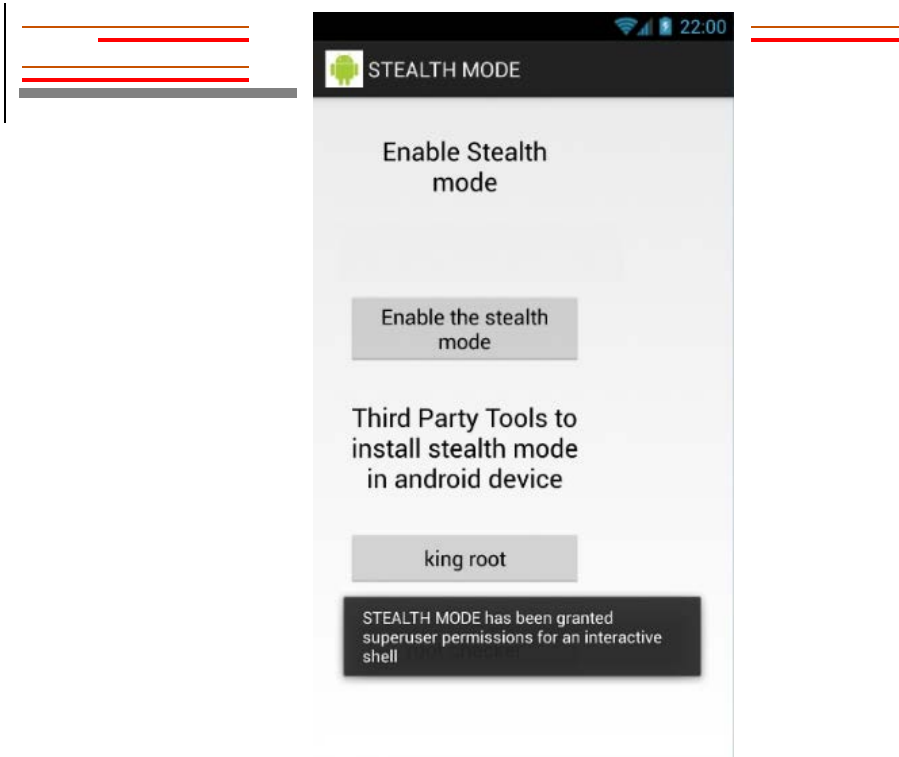


Formatted: Font: Book Antiqua, 12 pt

Formatted: Font: Book Antiqua, 12 pt

Formatted: Font: 10 pt

Formatted: Font: 10 pt



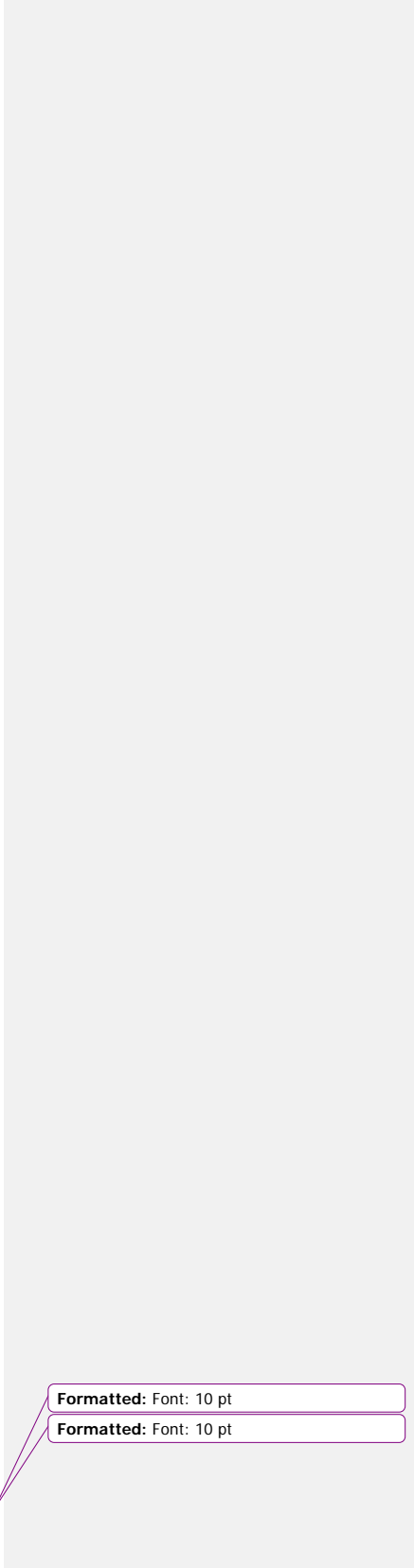
Formatted: Font: 10 pt  
Formatted: Font: 10 pt

—

\_\_\_\_\_

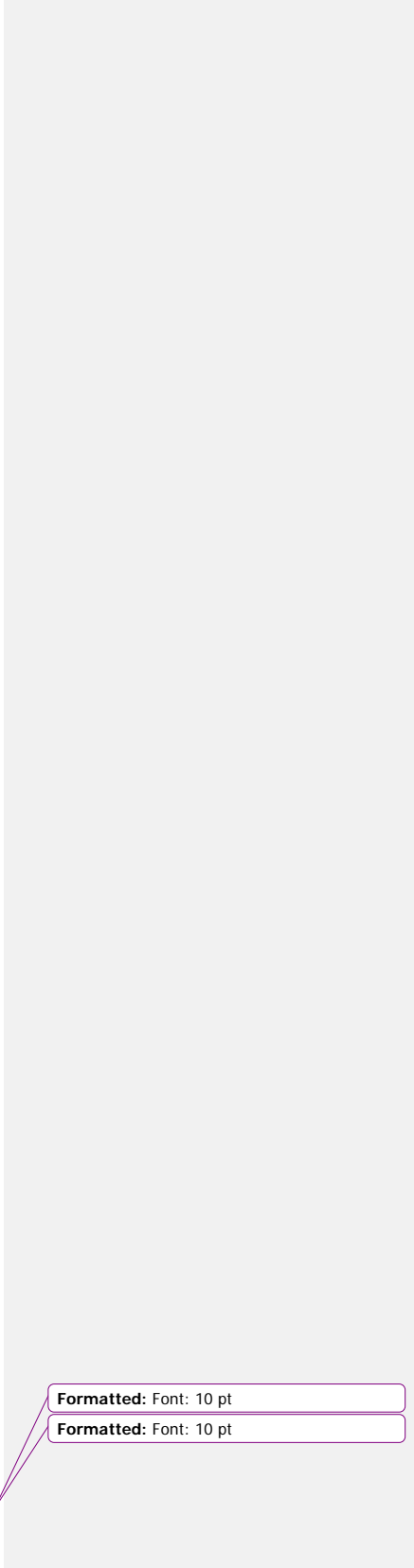
Formatted: Font: 10 pt

Formatted: Font: 10 pt



Formatted: Font: 10 pt

Formatted: Font: 10 pt



Formatted: Font: 10 pt

Formatted: Font: 10 pt

Formatted: Font: Times New Roman

Formatted: Font: 10 pt

Formatted: Font: 10 pt

<Stealth Mode Application Project Name>

Functional Specifications, Version <1>

Formatted: Font: 10 pt

Formatted: Font: 10 pt

<Stealth Mode Application Project Name> Functional Specifications, Version <1>

Page 378 of 876

Formatted: Font: 10 pt

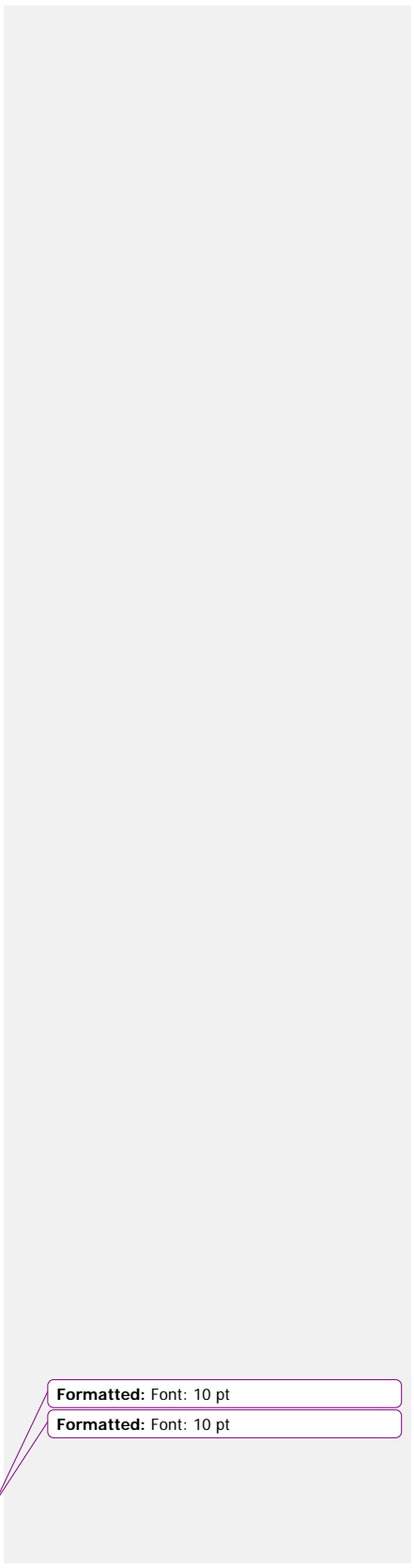
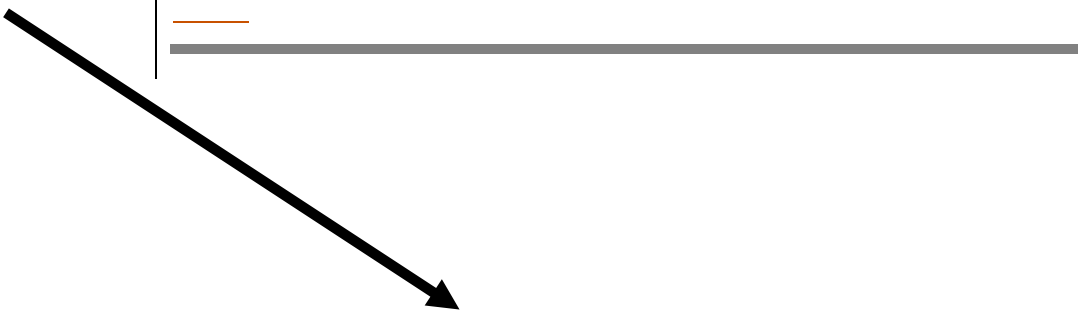
Formatted: Font: 10 pt

—

—————

Formatted: Font: 10 pt

Formatted: Font: 10 pt



Formatted: Font: 10 pt

Formatted: Font: 10 pt

—

\_\_\_\_\_

Formatted: Font: 10 pt

Formatted: Font: 10 pt

—

\_\_\_\_\_

Formatted: Font: 10 pt

Formatted: Font: 10 pt

—

\_\_\_\_\_

Formatted: Font: 10 pt

Formatted: Font: 10 pt

—

\_\_\_\_\_

Formatted: Font: 10 pt

Formatted: Font: 10 pt

—

\_\_\_\_\_


Formatted: Font: 10 pt

Formatted: Font: 10 pt



Formatted: Font: 10 pt

Formatted: Font: 10 pt



Formatted: Font: 10 pt

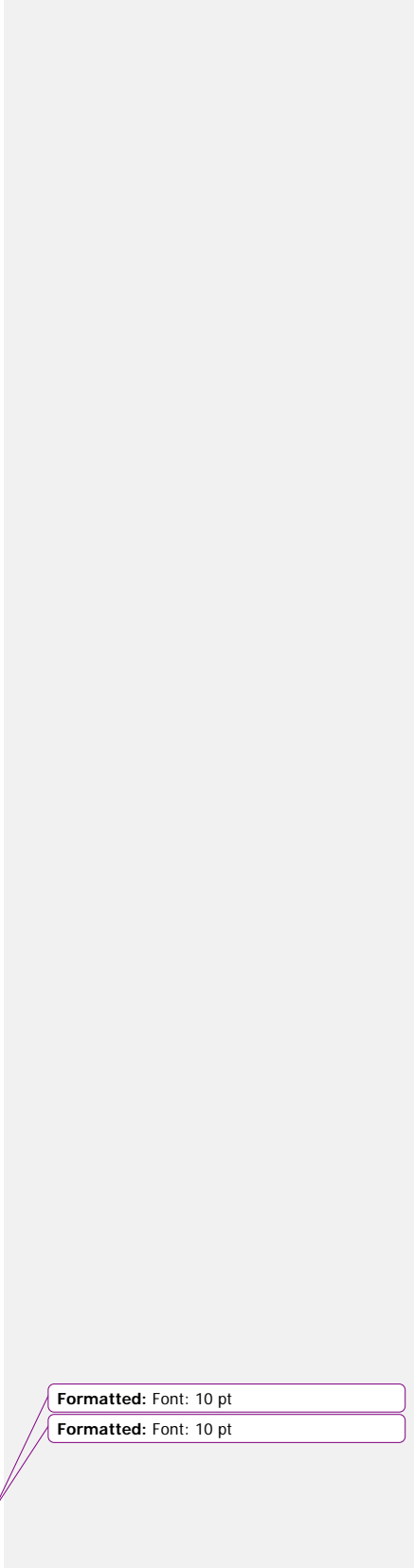
Formatted: Font: 10 pt

—

\_\_\_\_\_

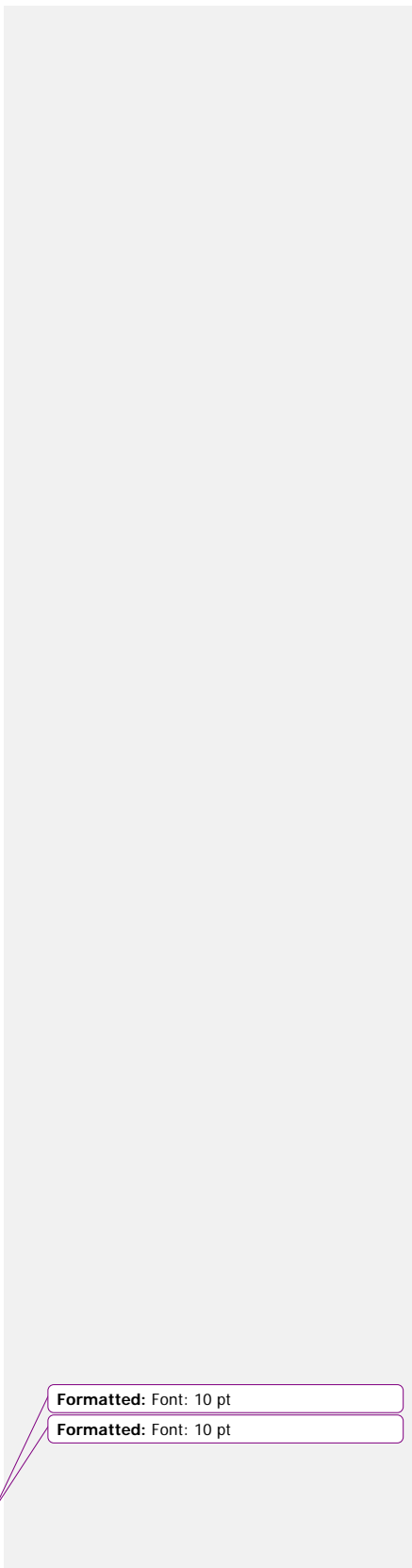
Formatted: Font: 10 pt

Formatted: Font: 10 pt



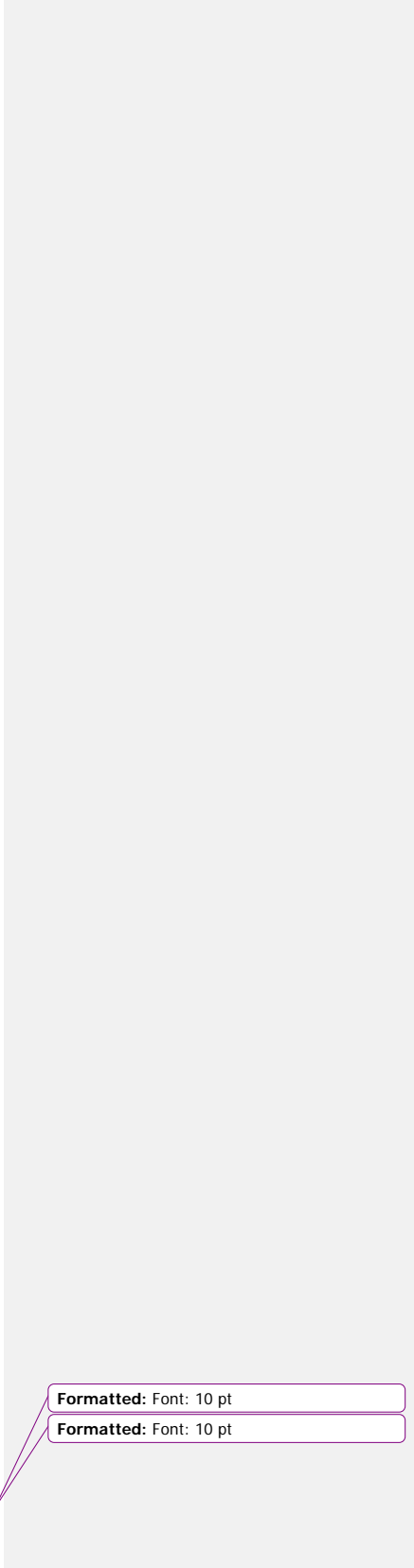
Formatted: Font: 10 pt

Formatted: Font: 10 pt



Formatted: Font: 10 pt

Formatted: Font: 10 pt



Formatted: Font: 10 pt

Formatted: Font: 10 pt



Formatted: Font: 12 pt

Formatted: Font: 10 pt

Formatted: Font: 10 pt

DESCRIPTIONS:

---

Formatted: Font: 10 pt

Formatted: Font: 10 pt

FIRST SCREEN SHOWS THE PROTOTYPE OF THE APPLICATION AFTER  
INSTALLATION AND OPEN IT

---

Formatted: Font: 10 pt

Formatted: Font: 10 pt

SECOND SCREEN SHOWS THAT APPLICATION GRANTED TO INSTALL IN ANDROID DEVICE

---

Formatted: Font: 10 pt

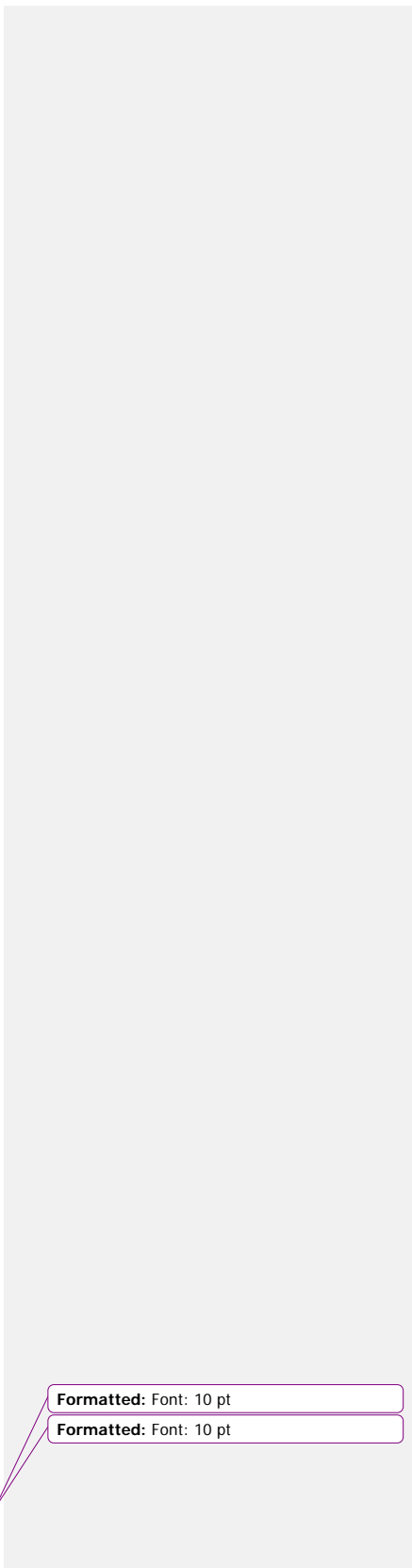
Formatted: Font: 10 pt



Formatted: Font: 12 pt

Formatted: Font: 10 pt

Formatted: Font: 10 pt



Formatted: Font: 10 pt

Formatted: Font: 10 pt

—

\_\_\_\_\_

Formatted: Font: 10 pt

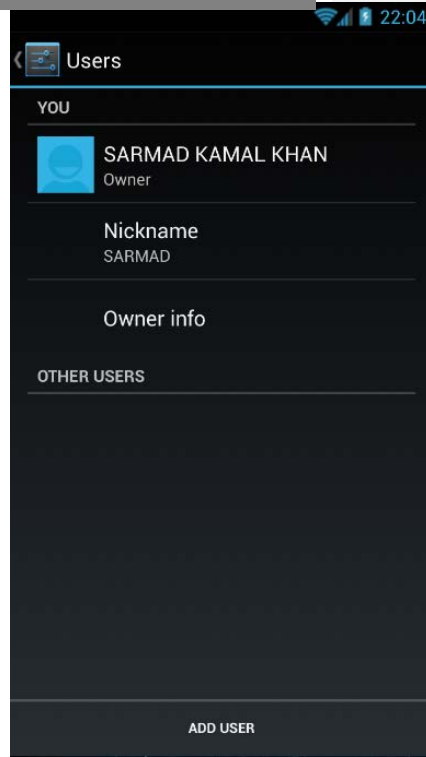
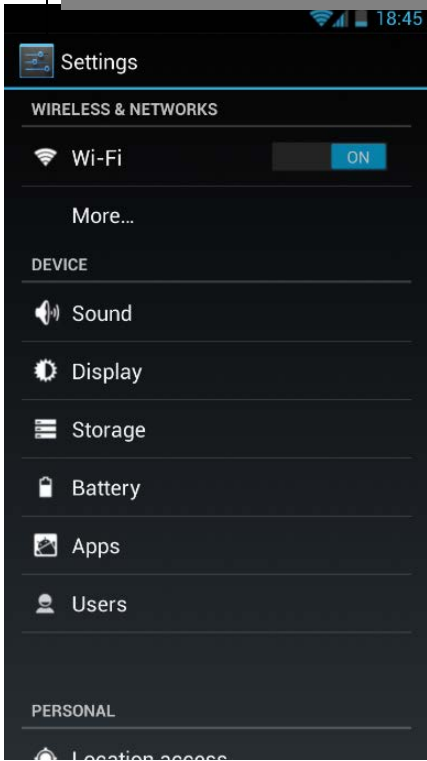
Formatted: Font: 10 pt

**CREATE GUEST MODE:**

Formatted: Font: Book Antiqua, 12 pt

Formatted: Font: 10 pt

Formatted: Font: 10 pt



Formatted: Font: 10 pt

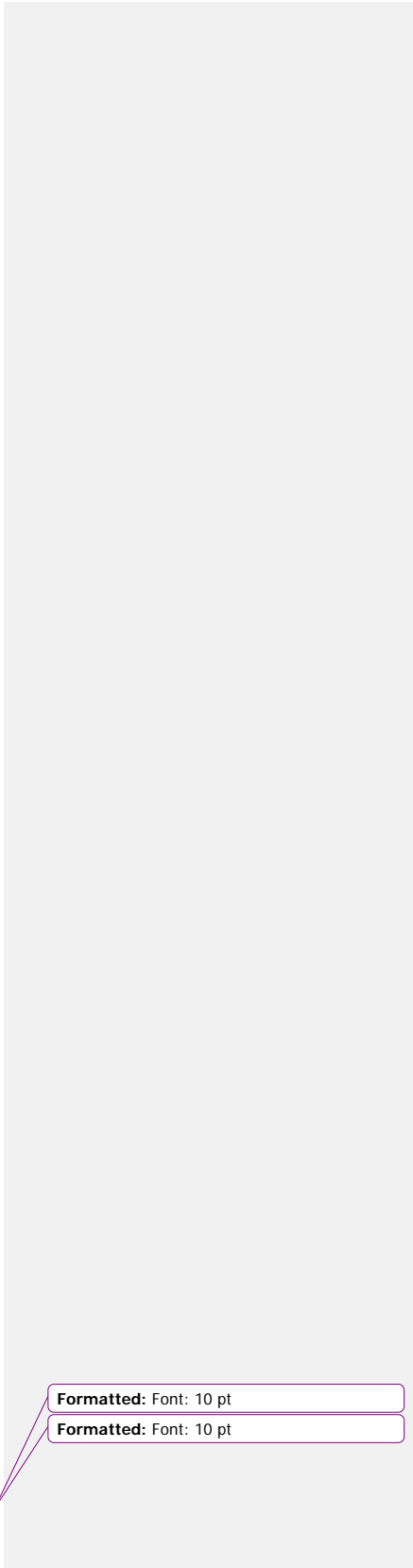

Formatted: Font: 10 pt



Formatted: Font: Book Antiqua, 12 pt

Formatted: Font: 10 pt

Formatted: Font: 10 pt



Formatted: Font: 10 pt

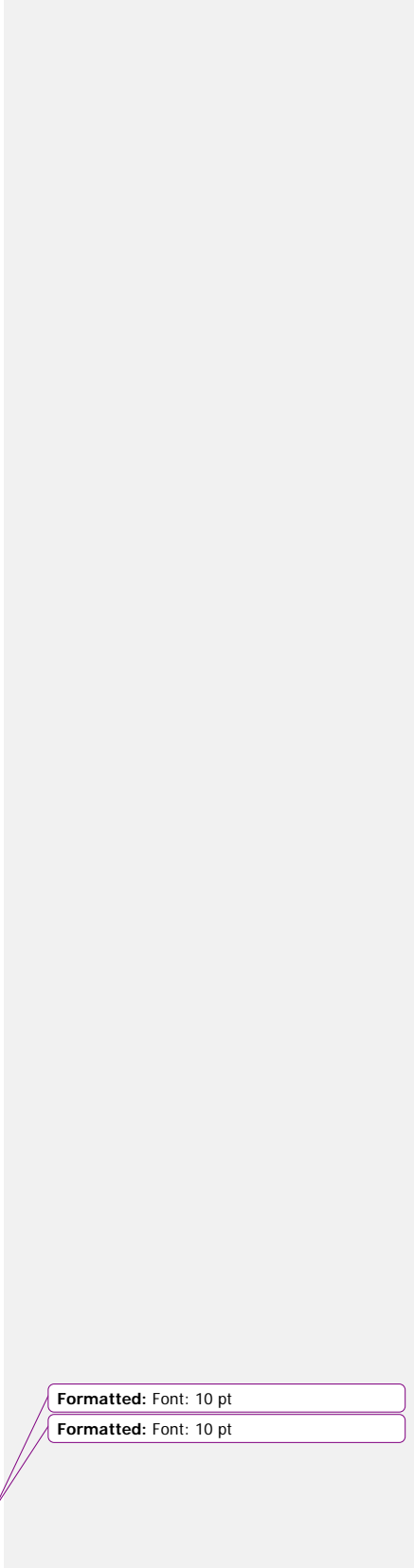
Formatted: Font: 10 pt

—

\_\_\_\_\_

Formatted: Font: 10 pt

Formatted: Font: 10 pt



Formatted: Font: 10 pt

Formatted: Font: 10 pt

—

\_\_\_\_\_

Formatted: Font: 10 pt

Formatted: Font: 10 pt

—

\_\_\_\_\_

Formatted: Font: 10 pt

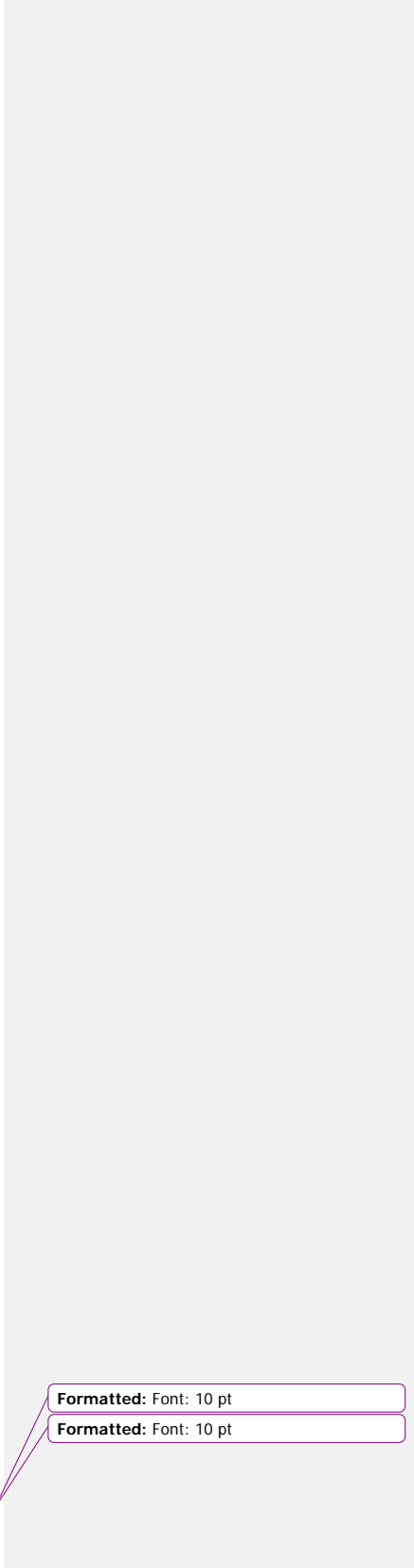
Formatted: Font: 10 pt

—

\_\_\_\_\_

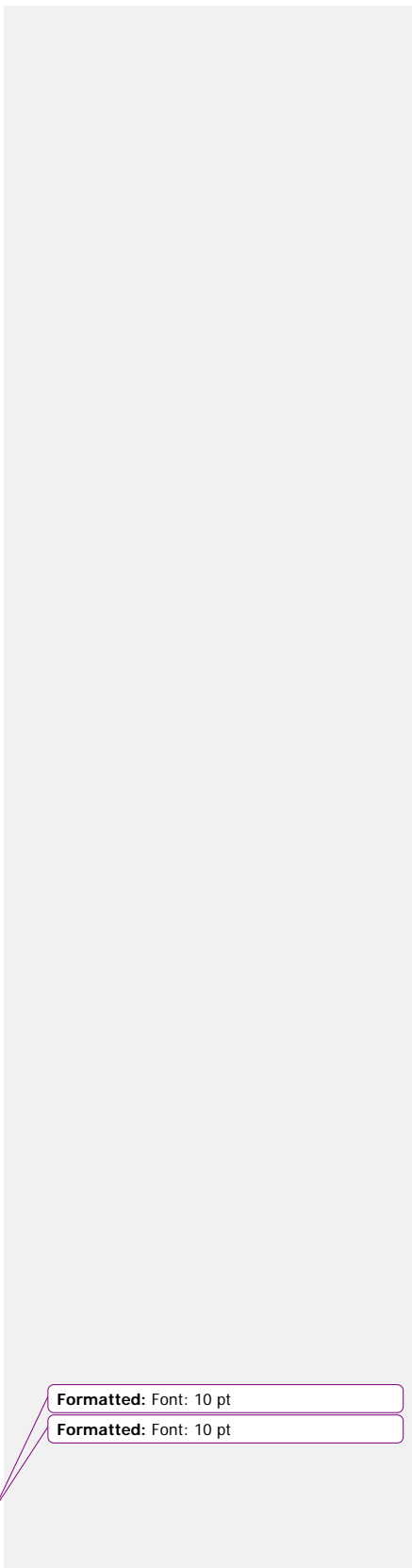
Formatted: Font: 10 pt

Formatted: Font: 10 pt



Formatted: Font: 10 pt

Formatted: Font: 10 pt



Formatted: Font: 10 pt

Formatted: Font: 10 pt

—

\_\_\_\_\_

Formatted: Font: 10 pt

Formatted: Font: 10 pt

—

\_\_\_\_\_

Formatted: Font: 10 pt

Formatted: Font: 10 pt



Formatted: Font: 10 pt

Formatted: Font: 10 pt

—

\_\_\_\_\_

Formatted: Font: 10 pt

Formatted: Font: 10 pt

<Stealth Mode Application Project Name>

Functional Specifications, Version <1>

Formatted: Font: 10 pt

Formatted: Font: 10 pt

—

\_\_\_\_\_

Formatted: Font: 10 pt

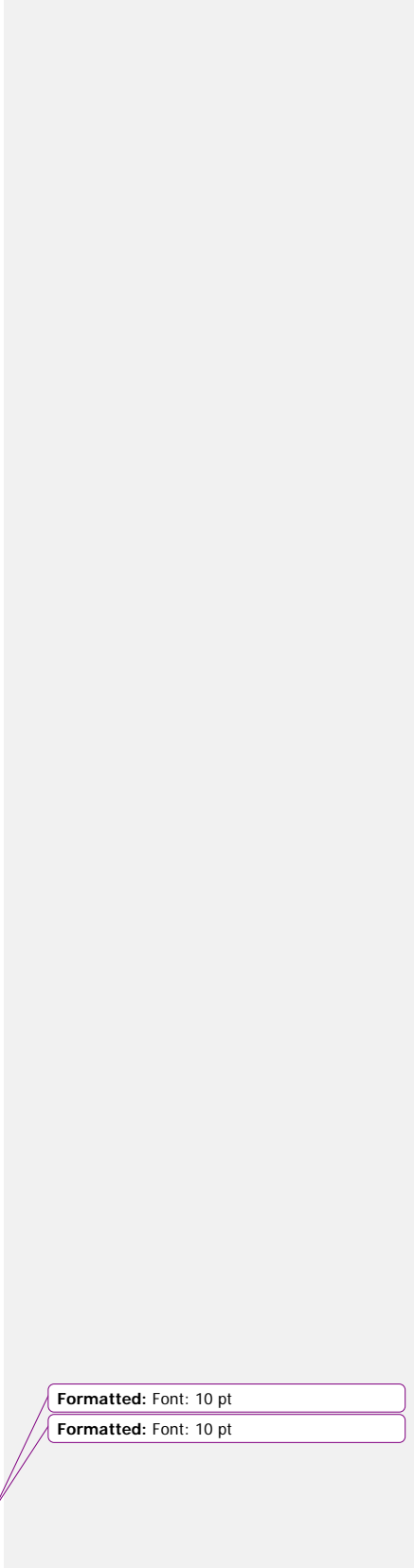
Formatted: Font: 10 pt

—

\_\_\_\_\_

Formatted: Font: 10 pt

Formatted: Font: 10 pt



Formatted: Font: 10 pt

Formatted: Font: 10 pt

<Stealth Mode Application Project Name>

Functional Specifications, Version <1>

Formatted: Font: 10 pt


Formatted: Font: 10 pt

—

\_\_\_\_\_

Formatted: Font: 10 pt

Formatted: Font: 10 pt



Formatted: Font: 10 pt

Formatted: Font: 10 pt

DESCRIPTIONS:

---

Formatted: Font: 10 pt

Formatted: Font: 10 pt

FIRSTLY, OPEN ANDROID DEVICE SETTINGS AND FIND USERS OPTION

Formatted: Font: Book Antiqua, 12 pt

Formatted: Font: 10 pt

Formatted: Font: 10 pt

~~SECONDLY, CLICK ON USERS OPTION~~

---

Formatted: Font: 10 pt

Formatted: Font: 10 pt

~~THIRDLY, OPEN ANOTHER SCREEN WHERE YOU FIND OWNER~~

Formatted: Font: 10 pt

Formatted: Font: 10 pt



Formatted: Font: 10 pt

Formatted: Font: 10 pt



Formatted: Font: 10 pt

Formatted: Font: 10 pt



Formatted: Font: 10 pt

Formatted: Font: 10 pt



Formatted: Font: 10 pt

Formatted: Font: 10 pt



Formatted: Font: 10 pt

Formatted: Font: 10 pt



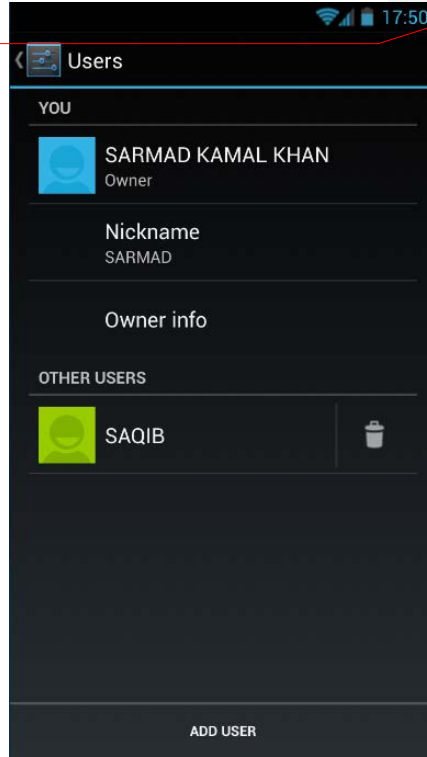
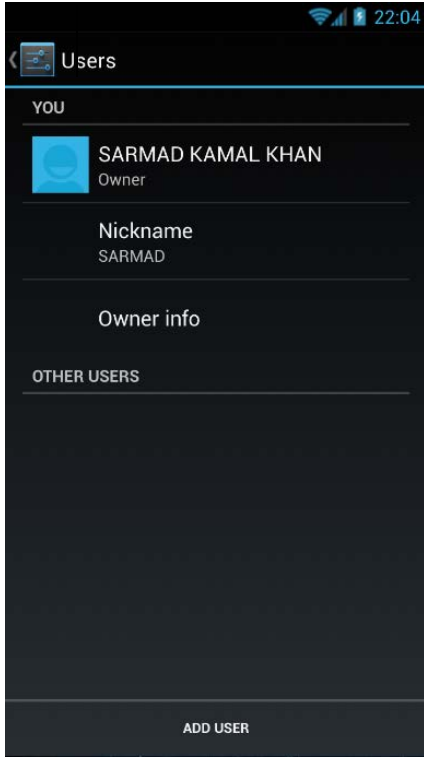
Formatted: Font: 10 pt

Formatted: Font: 10 pt



Formatted: Font: 10 pt

Formatted: Font: 10 pt



Formatted: Font: Book Antiqua, 12 pt

Formatted: Font: 10 pt

Formatted: Font: 10 pt

<Stealth Mode Application Project Name>

Functional Specifications, Version <1>

Formatted: Font: 10 pt

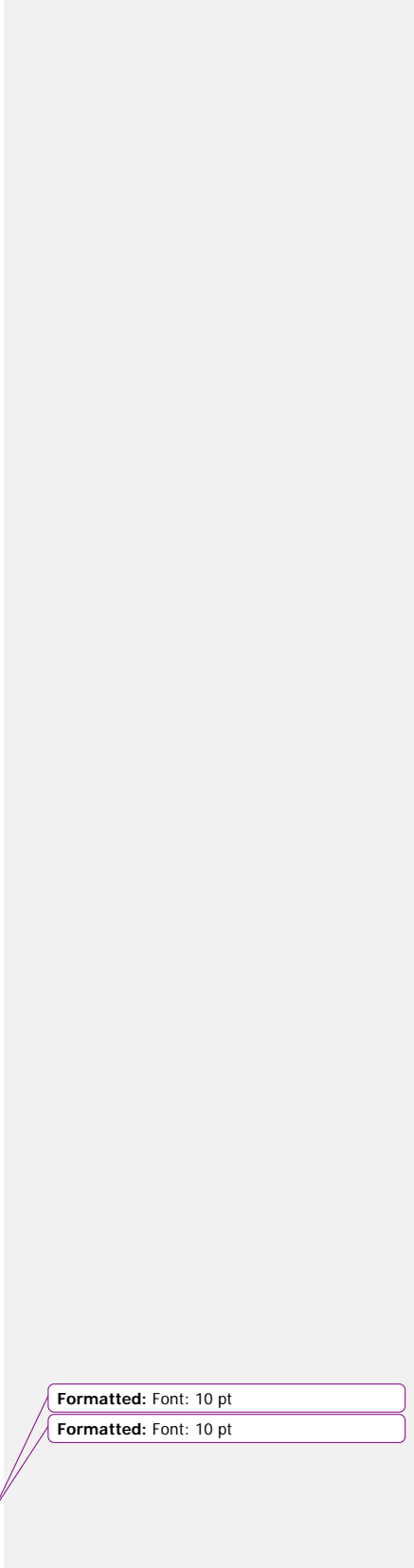
Formatted: Font: 10 pt

—

\_\_\_\_\_

Formatted: Font: 10 pt

Formatted: Font: 10 pt



Formatted: Font: 10 pt

Formatted: Font: 10 pt

—

\_\_\_\_\_

Formatted: Font: 10 pt

Formatted: Font: 10 pt

—

\_\_\_\_\_

Formatted: Font: 10 pt

Formatted: Font: 10 pt

<Stealth Mode Application Project Name>

Functional Specifications, Version <1>

Formatted: Font: 10 pt

Formatted: Font: 10 pt

—

\_\_\_\_\_

Formatted: Font: 10 pt

Formatted: Font: 10 pt

—

\_\_\_\_\_

Formatted: Font: 10 pt


Formatted: Font: 10 pt

—

\_\_\_\_\_

Formatted: Font: 10 pt

Formatted: Font: 10 pt



Formatted: Font: 10 pt

Formatted: Font: 10 pt

—

\_\_\_\_\_

Formatted: Font: 10 pt

Formatted: Font: 10 pt

<Stealth Mode Application Project Name>

Formatted: Font: 10 pt

Formatted: Font: 10 pt

—

\_\_\_\_\_

Formatted: Font: 10 pt

Formatted: Font: 10 pt

—

\_\_\_\_\_

Formatted: Font: 10 pt

Formatted: Font: 10 pt

—

\_\_\_\_\_

Formatted: Font: 10 pt

Formatted: Font: 10 pt

—

\_\_\_\_\_

Formatted: Font: 10 pt

Formatted: Font: 10 pt

—

\_\_\_\_\_

Formatted: Font: 10 pt


Formatted: Font: 10 pt

—

\_\_\_\_\_

Formatted: Font: 10 pt

Formatted: Font: 10 pt



Formatted: Font: 10 pt

Formatted: Font: 10 pt

—

\_\_\_\_\_

Formatted: Font: 10 pt

Formatted: Font: 10 pt

FOURTHLY, CLICK ON ADD USER OPTION. GUEST MODE CREATED

Formatted: Font: Book Antiqua, 12 pt

Formatted: Font: 10 pt

Formatted: Font: 10 pt

~~LASTLY, CHANGE THE GUEST MODE NAME ACCORDING TO YOUR DESIRE~~

Formatted: Font: 10 pt

Formatted: Font: 10 pt

—

\_\_\_\_\_

Formatted: Font: 10 pt

Formatted: Font: 10 pt

—

\_\_\_\_\_

Formatted: Font: 10 pt


Formatted: Font: 10 pt

—

\_\_\_\_\_

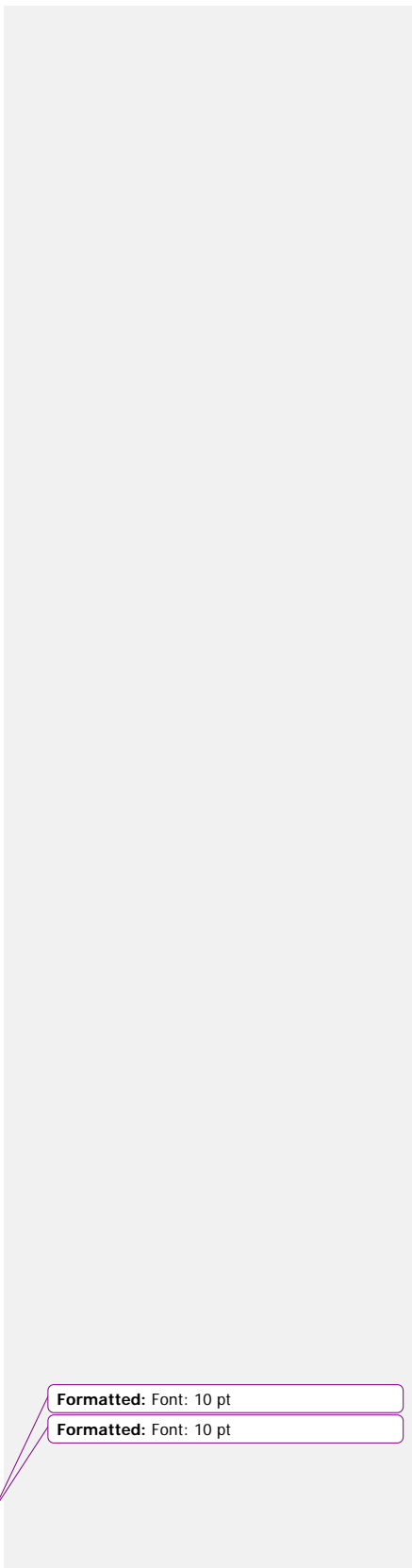
Formatted: Font: 10 pt

Formatted: Font: 10 pt



Formatted: Font: 10 pt

Formatted: Font: 10 pt



Formatted: Font: 10 pt

Formatted: Font: 10 pt

—

\_\_\_\_\_

Formatted: Font: 10 pt

Formatted: Font: 10 pt

<Stealth Mode Application Project Name>

Formatted: Font: 10 pt

Formatted: Font: 10 pt

—

\_\_\_\_\_

Formatted: Font: 10 pt

Formatted: Font: 10 pt

—

\_\_\_\_\_

Formatted: Font: 10 pt

Formatted: Font: 10 pt

<Stealth Mode Application Project Name> Functional Specifications, Version <1>



Formatted: Font: 10 pt

Formatted: Font: 10 pt

<Stealth Mode Application Project Name>

Functional Specifications, Version <1>

Formatted: Font: 10 pt

Formatted: Font: 10 pt

**OPEN YOUR DESIRE MODE:**

Formatted: Font: Book Antiqua, 12 pt

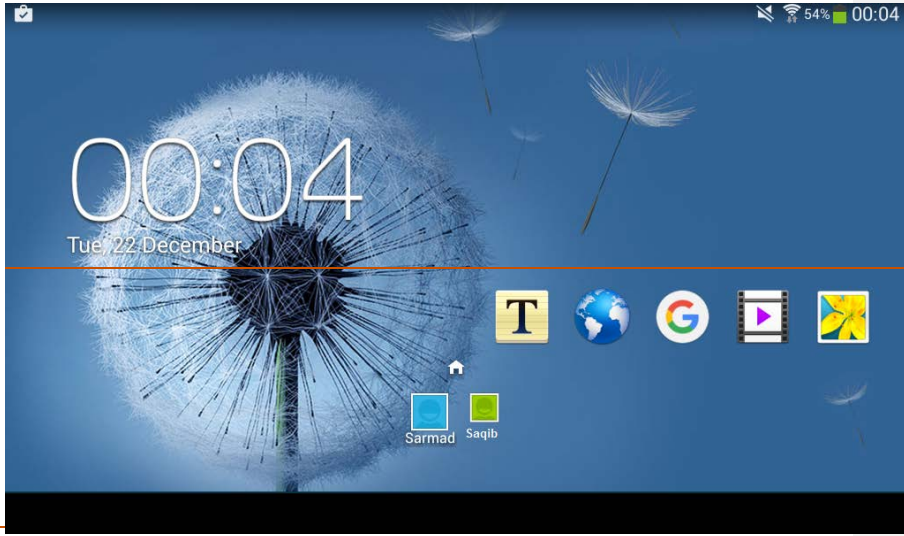
Formatted: Font: 10 pt

Formatted: Font: 10 pt



Formatted: Font: 10 pt

Formatted: Font: 10 pt



Formatted: Font: 10 pt

Formatted: Font: 10 pt



Formatted: Font: 10 pt

Formatted: Font: 10 pt

DESCRIPTIONS:

---

Formatted: Font: 10 pt

Formatted: Font: 10 pt

LOCK SCREEN. BOTH MODE APPEARS ON THE MAIN SCREEN OF YOUR ANDROID DEVICE

---

Formatted: Font: 10 pt

Formatted: Font: 10 pt

TAP/CLICK TO OPEN YOUR DESIRE MODE

---

Formatted: Font: 10 pt

Formatted: Font: 10 pt



Formatted: Font: 10 pt

Formatted: Font: 10 pt



Formatted: Font: 10 pt

Formatted: Font: 10 pt



Formatted: Font: 10 pt

Formatted: Font: 10 pt



Formatted: Font: 10 pt

Formatted: Font: 10 pt



Formatted: Font: 10 pt

Formatted: Font: 10 pt



Formatted: Font: 10 pt

Formatted: Font: 10 pt



Formatted: Font: 10 pt

Formatted: Font: 10 pt



Formatted: Font: 10 pt

Formatted: Font: 10 pt



Formatted: Font: 10 pt

Formatted: Font: 10 pt



Formatted: Font: 10 pt

Formatted: Font: 10 pt



Formatted: Font: 10 pt

Formatted: Font: 10 pt



Formatted: Font: 10 pt

Formatted: Font: 10 pt

STEALTH MODE APPLICATION MAIN FEATURE:

Formatted: Underline

Formatted: Font: 10 pt

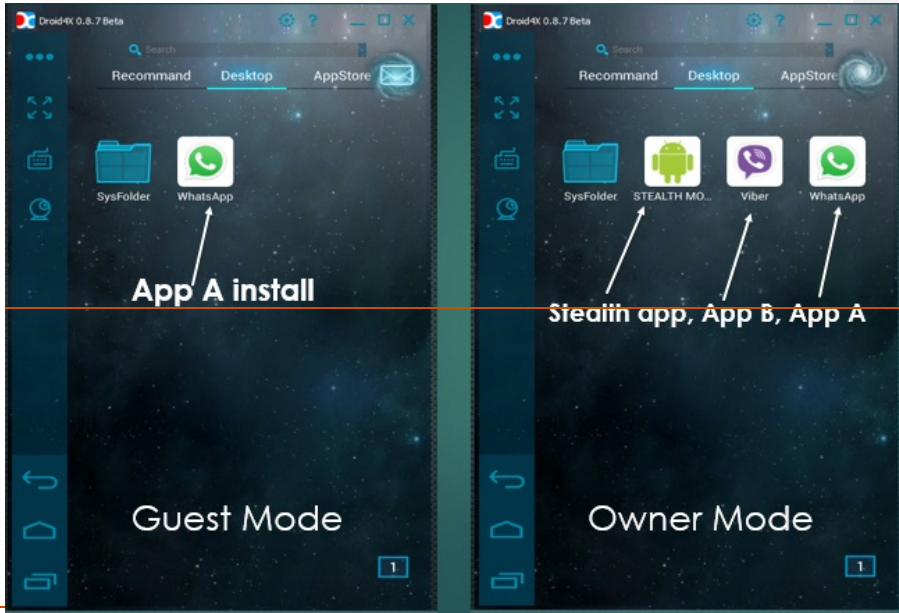
Formatted: Font: 10 pt



Formatted: Underline

Formatted: Font: 10 pt

Formatted: Font: 10 pt



Formatted: Font: 10 pt  
Formatted: Font: 10 pt



Formatted: Font: 10 pt

Formatted: Font: 10 pt

OWNER MODE AND GUEST MODE SHOWN IN PICTURE

---

Formatted: Font: 10 pt

Formatted: Font: 10 pt

APPLICATION A INSTALL IN GUEST MODE ALSO VISIBLE IN OWNER MODE

---

Formatted: Font: 10 pt

Formatted: Font: 10 pt

APPLICATION B INSTALL IN OWNER MODE NOT VISIBLE IN GUEST MODE

---

Formatted: Font: 10 pt

Formatted: Font: 10 pt

~~AS, OWNER MODE COMPLETE AUTHORITY SO OWNER MODE DOES ANY CHANGE IN GUEST MODE~~

---

Formatted: Font: 10 pt

Formatted: Font: 10 pt

~~10.1 GUEST MODE CREATED BY OWNER MODE SO GUEST MODE DOES NOT MAKE ANY CHANGE IN OWNER MODE~~

---

Formatted: Font: 12 pt

Formatted: Font: 10 pt

Formatted: Font: 10 pt

## 10.2 DESCRIPTIONS (PID VS DID)

---

Formatted: Font: 10 pt

Formatted: Font: 10 pt

### 10.3 TRACEABILITY MATRIX (UID vs FID)

---

Formatted: Font: 10 pt

Formatted: Font: 10 pt

## 11. TESTING

---

Formatted: Font: 10 pt

Formatted: Font: 10 pt

# TEST CASES

---

Formatted: Heading 1

Formatted: Font: 10 pt

Formatted: Font: 10 pt

TEST CASE#: 1

---

Formatted: Font: 10 pt

Formatted: Font: 10 pt

REMARKS/COMMENTS:

---

Formatted: Font: 10 pt

Formatted: Font: 10 pt

TO CHECK STEALTH MODE APPLICATION INTERFACE OK OR CRASH WHEN OPEN IT?

---

Formatted: Font: 10 pt

Formatted: Font: 10 pt

OUTPUT:

Formatted: Font: 10 pt

Formatted: Font: 10 pt

~~STEALTH MODE APPLICATION OPEN EASILY.~~

Formatted: Font: 10 pt

Formatted: Font: 10 pt

RESULT:

---

Formatted: Font: 10 pt

Formatted: Font: 10 pt

~~APPLICATION OPEN WITHOUT CRASH.~~

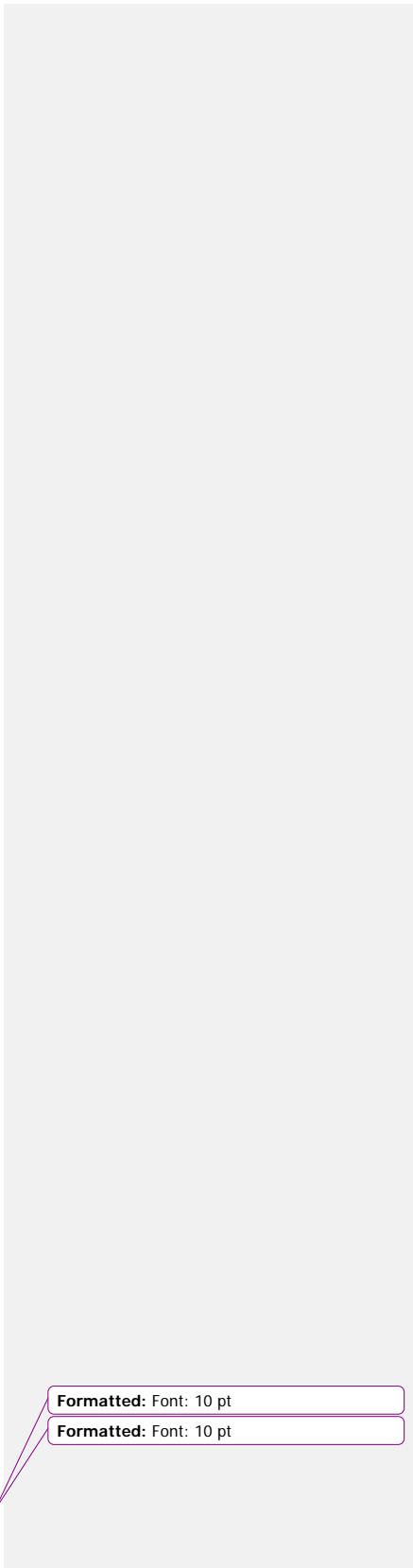
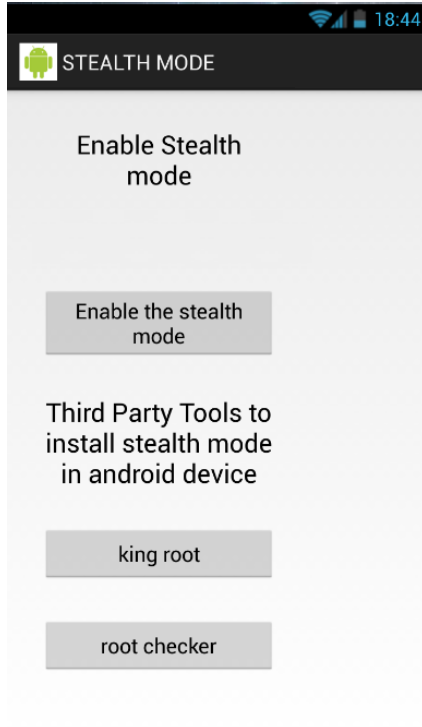
Formatted: Font: 10 pt

Formatted: Font: 10 pt



Formatted: Font: 10 pt

Formatted: Font: 10 pt



Formatted: Font: 10 pt

Formatted: Font: 10 pt



Formatted: Font: 10 pt

Formatted: Font: 10 pt



Formatted: Font: 10 pt

Formatted: Font: 10 pt



Formatted: Font: 10 pt

Formatted: Font: 10 pt



Formatted: Font: 10 pt

Formatted: Font: 10 pt



Formatted: Font: 10 pt

Formatted: Font: 10 pt



Formatted: Font: 10 pt

Formatted: Font: 10 pt



Formatted: Font: 10 pt

Formatted: Font: 10 pt



Formatted: Font: 10 pt

Formatted: Font: 10 pt



Formatted: Font: 10 pt

Formatted: Font: 10 pt



Formatted: Font: 10 pt

Formatted: Font: 10 pt



Formatted: Font: 10 pt

Formatted: Font: 10 pt



Formatted: Font: 10 pt

Formatted: Font: 10 pt



Formatted: Font: 10 pt

Formatted: Font: 10 pt



Formatted: Font: 10 pt

Formatted: Font: 10 pt



Formatted: Font: 10 pt

Formatted: Font: 10 pt



Formatted: Font: 10 pt

Formatted: Font: 10 pt



Formatted: Font: 10 pt

Formatted: Font: 10 pt



Formatted: Font: 10 pt

Formatted: Font: 10 pt

APPLICATION INTERFACE

---

Formatted: Font: 10 pt

Formatted: Font: 10 pt

TEST CASE#: 2

---

Formatted: Font: 10 pt

Formatted: Font: 10 pt

REMARKS/COMMENTS:

---

Formatted: Font: 10 pt

Formatted: Font: 10 pt

TO CHECK WHEN APPLICATION INSTALLED PERMISSION FROM ROOTED DEVICE?

---

Formatted: Font: 10 pt

Formatted: Font: 10 pt

OUTPUT:

Formatted: Font: 10 pt

Formatted: Font: 10 pt

MESSAGE SHOW FOR GRANTED APPLICATION:

---

Formatted: Font: 10 pt

Formatted: Font: 10 pt

RESULT:

---

Formatted: Font: 10 pt

Formatted: Font: 10 pt

PASS. MESSAGE SHOW AT THE BOTTOM OF THE SCREEN.

---

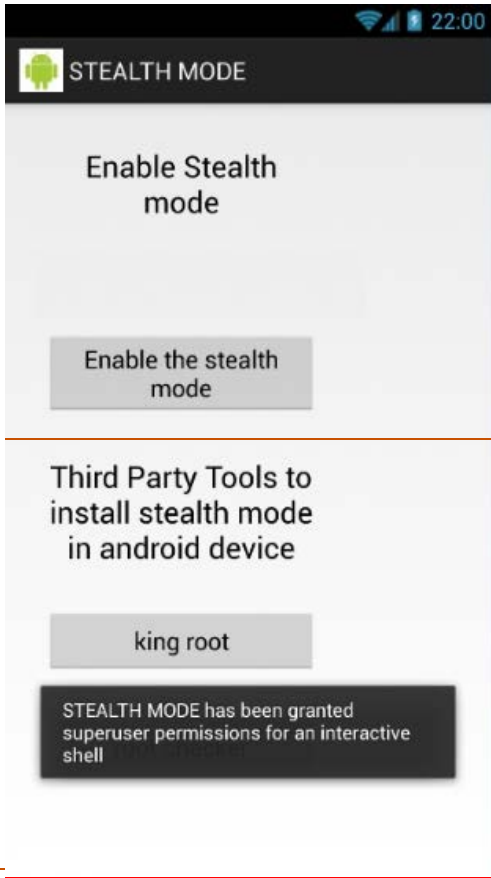
Formatted: Font: 10 pt

Formatted: Font: 10 pt



Formatted: Font: 10 pt

Formatted: Font: 10 pt



Formatted: Font: 10 pt

Formatted: Font: 10 pt



Formatted: Font: 10 pt

Formatted: Font: 10 pt



Formatted: Font: 10 pt

Formatted: Font: 10 pt



Formatted: Font: 10 pt

Formatted: Font: 10 pt

TEST CASE#-3

---

Formatted: Font: 10 pt

Formatted: Font: 10 pt

REMARKS/COMMENTS:

---

Formatted: Font: 10 pt

Formatted: Font: 10 pt

TO CHECK AFTER INSTALLATION USERS OPTION, APPEAR IN DEVICE SETTINGS?

---

Formatted: Font: 10 pt

Formatted: Font: 10 pt

OUTPUT:

Formatted: Font: 10 pt

Formatted: Font: 10 pt

USERS OPTION APPEAR IN ANDROID DEVICE SETTING.

Formatted: Font: 10 pt

Formatted: Font: 10 pt

RESULT:

---

Formatted: Font: 10 pt

Formatted: Font: 10 pt

~~PASS. USERS OPTION APPEAR.~~

---

Formatted: Font: 10 pt

Formatted: Font: 10 pt



Formatted: Font: 10 pt

Formatted: Font: 10 pt



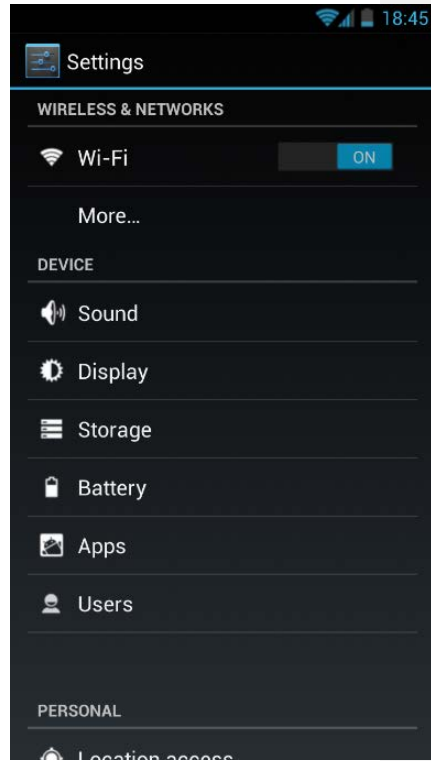
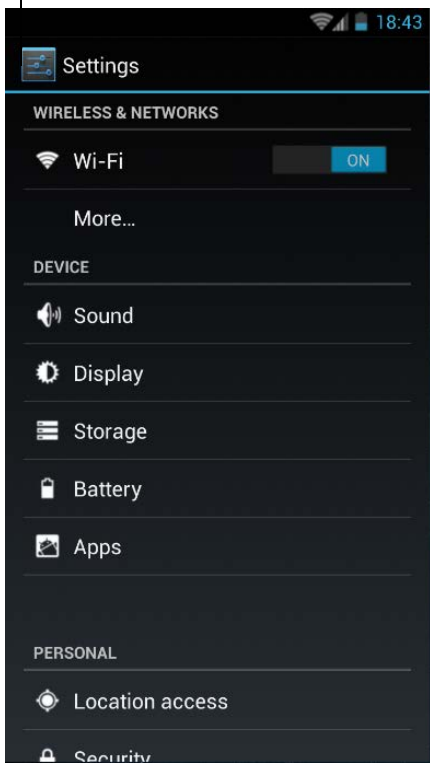
Formatted: Font: 10 pt

Formatted: Font: 10 pt



Formatted: Font: 10 pt

Formatted: Font: 10 pt



Formatted: Font: 10 pt

Formatted: Font: 10 pt



Formatted: Font: 10 pt

Formatted: Font: 10 pt



Formatted: Font: 10 pt

Formatted: Font: 10 pt



Formatted: Font: 10 pt

Formatted: Font: 10 pt



Formatted: Font: 10 pt

Formatted: Font: 10 pt



Formatted: Font: 10 pt

Formatted: Font: 10 pt



Formatted: Font: 10 pt

Formatted: Font: 10 pt



Formatted: Font: 10 pt

Formatted: Font: 10 pt



Formatted: Font: 10 pt

Formatted: Font: 10 pt



Formatted: Font: 10 pt

Formatted: Font: 10 pt



Formatted: Font: 10 pt

Formatted: Font: 10 pt



Formatted: Font: 10 pt

Formatted: Font: 10 pt



Formatted: Font: 10 pt

Formatted: Font: 10 pt



Formatted: Font: 10 pt

Formatted: Font: 10 pt



Formatted: Font: 10 pt

Formatted: Font: 10 pt



Formatted: Font: 10 pt

Formatted: Font: 10 pt



Formatted: Font: 10 pt

Formatted: Font: 10 pt



Formatted: Font: 10 pt

Formatted: Font: 10 pt



Formatted: Font: 10 pt

Formatted: Font: 10 pt



Formatted: Font: 10 pt

Formatted: Font: 10 pt



Formatted: Font: 10 pt

Formatted: Font: 10 pt

TEST CASE#: 4

---

Formatted: Font: 10 pt

Formatted: Font: 10 pt

REMARKS/COMMENTS:

---

Formatted: Font: 10 pt

Formatted: Font: 10 pt

TO CHECK USERS OPTION, CONTAIN OWNER MODE AS WELL AS ADD OPTION TO GUEST MODE?

---

Formatted: Font: 10 pt

Formatted: Font: 10 pt

OUTPUT:

Formatted: Font: 10 pt

Formatted: Font: 10 pt

AFTER OPEN USER'S OPTION. OWNER ICON AS WELL AS ADD OPTION BE  
THERE.

---

Formatted: Font: 10 pt

Formatted: Font: 10 pt

RESULT:

---

Formatted: Font: 10 pt

Formatted: Font: 10 pt

PASS

---

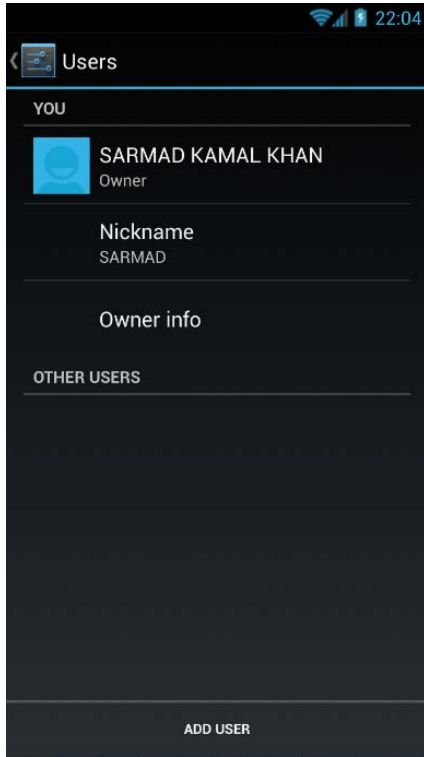
Formatted: Font: 10 pt

Formatted: Font: 10 pt



Formatted: Font: 10 pt

Formatted: Font: 10 pt



Formatted: Font: 10 pt

Formatted: Font: 10 pt



Formatted: Font: 10 pt

Formatted: Font: 10 pt



Formatted: Font: 10 pt

Formatted: Font: 10 pt



Formatted: Font: 10 pt

Formatted: Font: 10 pt



Formatted: Font: 10 pt

Formatted: Font: 10 pt



Formatted: Font: 10 pt

Formatted: Font: 10 pt



Formatted: Font: 10 pt

Formatted: Font: 10 pt



Formatted: Font: 10 pt

Formatted: Font: 10 pt



Formatted: Font: 10 pt

Formatted: Font: 10 pt



Formatted: Font: 10 pt

Formatted: Font: 10 pt



Formatted: Font: 10 pt

Formatted: Font: 10 pt



Formatted: Font: 10 pt

Formatted: Font: 10 pt



Formatted: Font: 10 pt

Formatted: Font: 10 pt



Formatted: Font: 10 pt

Formatted: Font: 10 pt



Formatted: Font: 10 pt

Formatted: Font: 10 pt



Formatted: Font: 10 pt

Formatted: Font: 10 pt



Formatted: Font: 10 pt

Formatted: Font: 10 pt



Formatted: Font: 10 pt

Formatted: Font: 10 pt



Formatted: Font: 10 pt

Formatted: Font: 10 pt



Formatted: Font: 10 pt

Formatted: Font: 10 pt



Formatted: Font: 10 pt

Formatted: Font: 10 pt



Formatted: Font: 10 pt

Formatted: Font: 10 pt



Formatted: Font: 10 pt

Formatted: Font: 10 pt

Formatted: Font: 10 pt

Formatted: Font: 10 pt

REMARKS/COMMENTS:

---

Formatted: Font: 10 pt

Formatted: Font: 10 pt

To CHECK IF CLICK ON ADD OPTION GUEST MODE CREATE?

Formatted: Font: 10 pt

Formatted: Font: 10 pt

OUTPUT:

Formatted: Font: 10 pt

Formatted: Font: 10 pt

~~WHEN CLICK ON ADD OPTION GUEST MODE CREATED~~

Formatted: Font: 10 pt

Formatted: Font: 10 pt

RESULT:

---

Formatted: Font: 10 pt

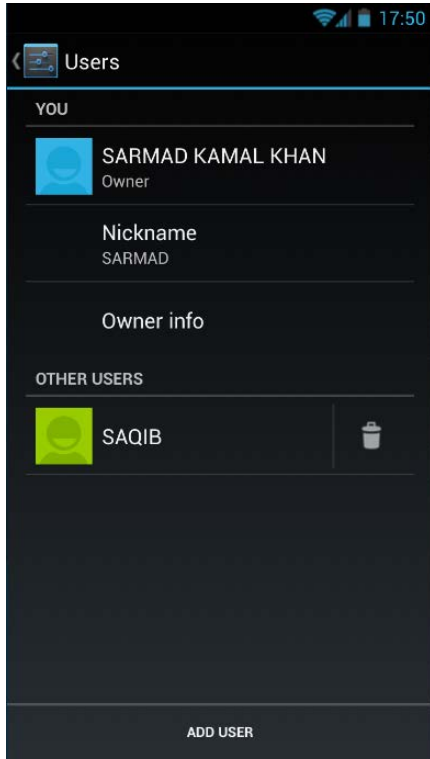
Formatted: Font: 10 pt

PASS

---

Formatted: Font: 10 pt

Formatted: Font: 10 pt



Formatted: Font: 10 pt

Formatted: Font: 10 pt



Formatted: Font: 10 pt

Formatted: Font: 10 pt



Formatted: Font: 10 pt

Formatted: Font: 10 pt



Formatted: Font: 10 pt

Formatted: Font: 10 pt



Formatted: Font: 10 pt

Formatted: Font: 10 pt



Formatted: Font: 10 pt

Formatted: Font: 10 pt



Formatted: Font: 10 pt

Formatted: Font: 10 pt



Formatted: Font: 10 pt

Formatted: Font: 10 pt



Formatted: Font: 10 pt

Formatted: Font: 10 pt



Formatted: Font: 10 pt

Formatted: Font: 10 pt



Formatted: Font: 10 pt

Formatted: Font: 10 pt



Formatted: Font: 10 pt

Formatted: Font: 10 pt



Formatted: Font: 10 pt

Formatted: Font: 10 pt



Formatted: Font: 10 pt

Formatted: Font: 10 pt



Formatted: Font: 10 pt

Formatted: Font: 10 pt



Formatted: Font: 10 pt

Formatted: Font: 10 pt



Formatted: Font: 10 pt

Formatted: Font: 10 pt



Formatted: Font: 10 pt

Formatted: Font: 10 pt



Formatted: Font: 10 pt

Formatted: Font: 10 pt



Formatted: Font: Not Bold, No underline

Formatted: Font: 10 pt

Formatted: Font: 10 pt



Formatted: Font: 10 pt

Formatted: Font: 10 pt



Formatted: Font: 10 pt

Formatted: Font: 10 pt



Formatted: Font: 10 pt

Formatted: Font: 10 pt



Formatted: Font: 10 pt

Formatted: Font: 10 pt

TEST CASE#-6

---

Formatted: Font: 10 pt

Formatted: Font: 10 pt

REMARKS/COMMENTS:

---

Formatted: Font: 10 pt

Formatted: Font: 10 pt

To CHECK OWNER MODE AND GUEST MODE ICON APPEARS ON MAIN SCREEN?

Formatted: Font: 10 pt

Formatted: Font: 10 pt

OUTPUT:

Formatted: Font: 10 pt

Formatted: Font: 10 pt

**MAIN SCREEN SHOWS TWO ICONS.**

---

Formatted: Font: 10 pt

Formatted: Font: 10 pt

RESULT:

---

Formatted: Font: 10 pt

Formatted: Font: 10 pt

PASS

Formatted: Font: 10 pt

Formatted: Font: 10 pt



Formatted: Font: 10 pt

Formatted: Font: 10 pt



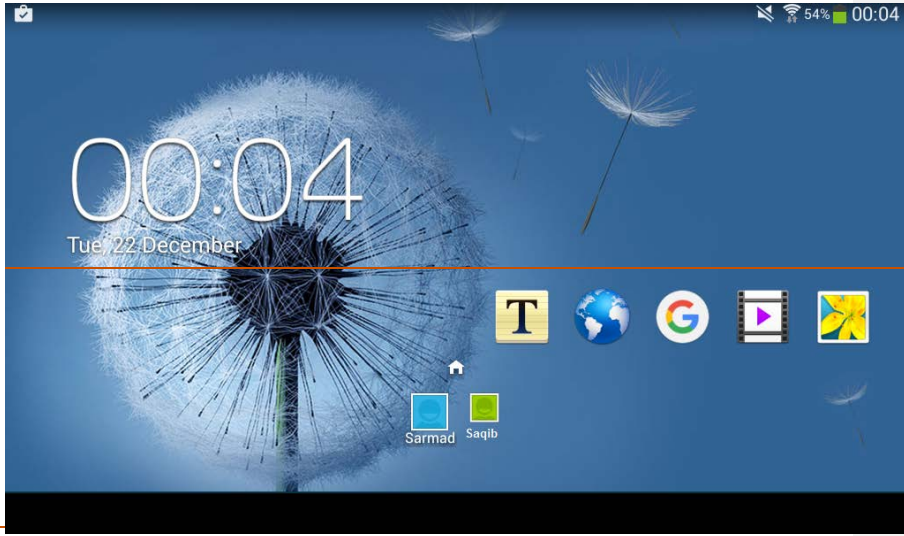
Formatted: Font: 10 pt

Formatted: Font: 10 pt



Formatted: Font: 10 pt

Formatted: Font: 10 pt



Formatted: Font: 10 pt

Formatted: Font: 10 pt



Formatted: Font: 10 pt

Formatted: Font: 10 pt



Formatted: Font: 10 pt

Formatted: Font: 10 pt



Formatted: Font: 10 pt

Formatted: Font: 10 pt



Formatted: Font: 10 pt

Formatted: Font: 10 pt



Formatted: Font: 10 pt

Formatted: Font: 10 pt



Formatted: Font: 10 pt

Formatted: Font: 10 pt



Formatted: Font: 10 pt

Formatted: Font: 10 pt



Formatted: Font: 10 pt

Formatted: Font: 10 pt



Formatted: Font: 10 pt

Formatted: Font: 10 pt

TEST CASE#:7

---

Formatted: Font: 10 pt

Formatted: Font: 10 pt

REMARKS/COMMENTS:

---

Formatted: Font: 10 pt

Formatted: Font: 10 pt

~~To CHECK GUEST MODE, DELETE/CHANGE SETTINGS OF OWNER MODE?~~

Formatted: Font: 10 pt

Formatted: Font: 10 pt

OUTPUT:

Formatted: Font: 10 pt

Formatted: Font: 10 pt

~~NO OPTION TO DO THIS.~~

---

Formatted: Font: 10 pt

Formatted: Font: 10 pt

RESULT:

---

Formatted: Font: 10 pt

Formatted: Font: 10 pt

~~FAH~~

---

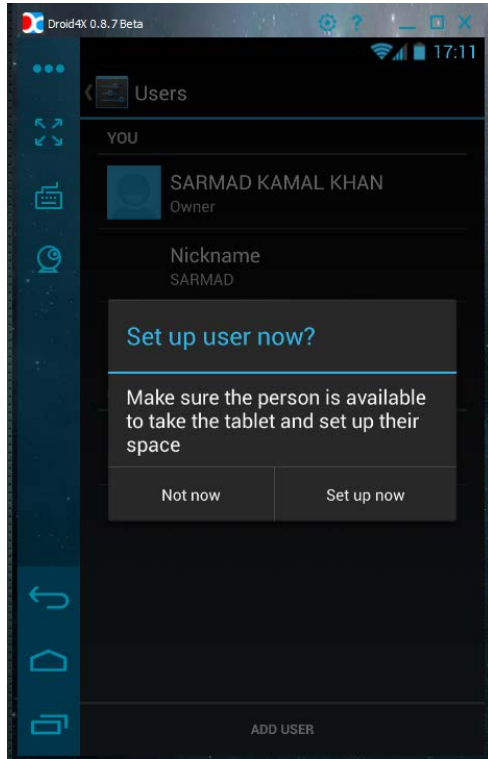
Formatted: Font: 10 pt

Formatted: Font: 10 pt



Formatted: Font: 10 pt

Formatted: Font: 10 pt



Formatted: Font: 10 pt

Formatted: Font: 10 pt



Formatted: Font: 10 pt

Formatted: Font: 10 pt



Formatted: Font: 10 pt

Formatted: Font: 10 pt



Formatted: Font: 10 pt

Formatted: Font: 10 pt



Formatted: Font: 10 pt

Formatted: Font: 10 pt



Formatted: Font: 10 pt

Formatted: Font: 10 pt



Formatted: Font: 10 pt

Formatted: Font: 10 pt



Formatted: Font: 10 pt

Formatted: Font: 10 pt



Formatted: Font: 10 pt

Formatted: Font: 10 pt



Formatted: Font: 10 pt

Formatted: Font: 10 pt



Formatted: Font: 10 pt

Formatted: Font: 10 pt



Formatted: Font: 10 pt

Formatted: Font: 10 pt



Formatted: Font: 10 pt

Formatted: Font: 10 pt



Formatted: Font: 10 pt

Formatted: Font: 10 pt



Formatted: Font: 10 pt

Formatted: Font: 10 pt



Formatted: Font: 10 pt

Formatted: Font: 10 pt



Formatted: Font: 10 pt

Formatted: Font: 10 pt



Formatted: Font: 10 pt

Formatted: Font: 10 pt



Formatted: Font: 10 pt

Formatted: Font: 10 pt



Formatted: Font: 10 pt

Formatted: Font: 10 pt



Formatted: Font: 10 pt

Formatted: Font: 10 pt



Formatted: Font: 10 pt

Formatted: Font: 10 pt



Formatted: Font: 10 pt

Formatted: Font: 10 pt

TEST CASE#: 8

---

Formatted: Font: 10 pt

Formatted: Font: 10 pt

REMARKS/COMMENTS:

---

Formatted: Font: 10 pt

Formatted: Font: 10 pt

To CHECK OWNER MODE AUTHORITY TO DELETE GUEST MODE?

---

Formatted: Font: 10 pt

Formatted: Font: 10 pt

OUTPUT:

Formatted: Font: 10 pt

Formatted: Font: 10 pt

~~OWNER MODE CONTAIN REMOVE OPTION TO GUEST MODE~~

Formatted: Font: 10 pt

Formatted: Font: 10 pt

RESULT:

---

Formatted: Font: 10 pt

Formatted: Font: 10 pt

PASS

---

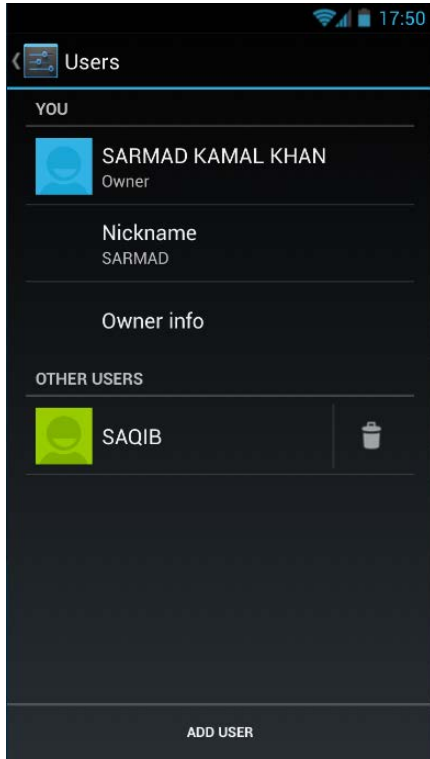
Formatted: Font: 10 pt

Formatted: Font: 10 pt



Formatted: Font: 10 pt

Formatted: Font: 10 pt



Formatted: Font: 10 pt

Formatted: Font: 10 pt



Formatted: Font: 10 pt

Formatted: Font: 10 pt



Formatted: Font: 10 pt

Formatted: Font: 10 pt



Formatted: Font: 10 pt

Formatted: Font: 10 pt



Formatted: Font: 10 pt

Formatted: Font: 10 pt



Formatted: Font: 10 pt

Formatted: Font: 10 pt



Formatted: Font: 10 pt

Formatted: Font: 10 pt



Formatted: Font: 10 pt

Formatted: Font: 10 pt



Formatted: Font: 10 pt

Formatted: Font: 10 pt



Formatted: Font: 10 pt

Formatted: Font: 10 pt



Formatted: Font: 10 pt

Formatted: Font: 10 pt



Formatted: Font: 10 pt

Formatted: Font: 10 pt



Formatted: Font: 10 pt

Formatted: Font: 10 pt



Formatted: Font: 10 pt

Formatted: Font: 10 pt



Formatted: Font: 10 pt

Formatted: Font: 10 pt



Formatted: Font: 10 pt

Formatted: Font: 10 pt



Formatted: Font: 10 pt

Formatted: Font: 10 pt



Formatted: Font: 10 pt

Formatted: Font: 10 pt



Formatted: Font: 10 pt

Formatted: Font: 10 pt



Formatted: Font: 10 pt

Formatted: Font: 10 pt



Formatted: Font: 10 pt

Formatted: Font: 10 pt



Formatted: Font: 10 pt

Formatted: Font: 10 pt



Formatted: Font: 10 pt

Formatted: Font: 10 pt

TEST CASE#: 9

---

Formatted: Font: 10 pt

Formatted: Font: 10 pt

REMARKS/COMMENTS:

---

Formatted: Font: 10 pt

Formatted: Font: 10 pt

To CHECK GUEST MODE APPLICATION SHOW IN OWNER MODE?

Formatted: Font: 10 pt

Formatted: Font: 10 pt

OUTPUT:

Formatted: Font: 10 pt

Formatted: Font: 10 pt

~~ALL APPLICATIONS INSTALL IN GUEST MODE ALSO SHOW IN OWNER MODE.~~

Formatted: Font: 10 pt

Formatted: Font: 10 pt

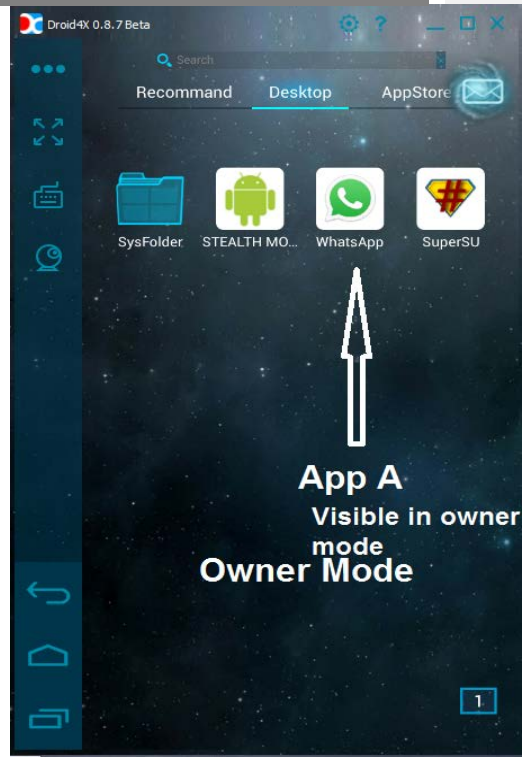
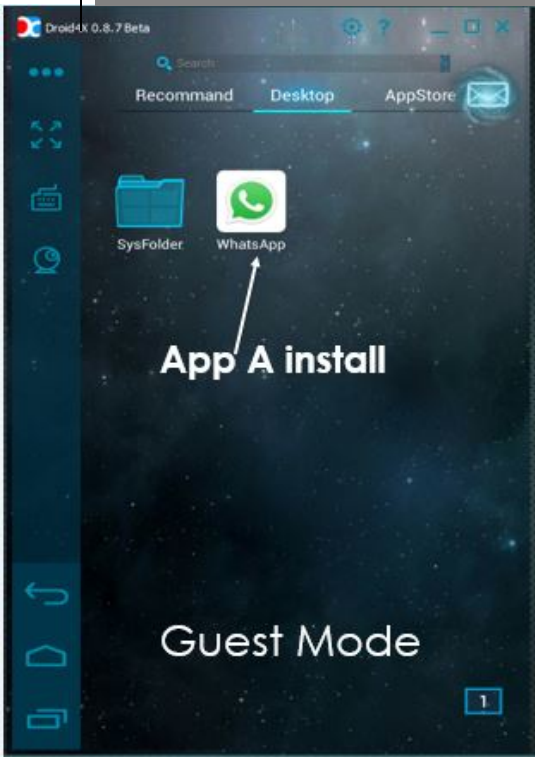
RESULT:

---

Formatted: Font: 10 pt

Formatted: Font: 10 pt

PASS



Formatted: Font: 10 pt

Formatted: Font: 10 pt



Formatted: Font: 10 pt

Formatted: Font: 10 pt



Formatted: Font: 10 pt

Formatted: Font: 10 pt



Formatted: Font: 10 pt

Formatted: Font: 10 pt



Formatted: Font: 10 pt

Formatted: Font: 10 pt



Formatted: Font: 10 pt

Formatted: Font: 10 pt



Formatted: Font: 10 pt

Formatted: Font: 10 pt



Formatted: Font: 10 pt

Formatted: Font: 10 pt

Formatted: Font: 10 pt

Formatted: Font: 10 pt

REMARKS/COMMENTS:

---

Formatted: Font: 10 pt

Formatted: Font: 10 pt

~~To CHECK OWNER MODE APPLICATIONS NOT VISIBLE IN GUEST MODE?~~

Formatted: Font: 10 pt

Formatted: Font: 10 pt

OUTPUT:

Formatted: Font: 10 pt

Formatted: Font: 10 pt

ONLY APPLICATION A WHICH IS INSTALLED IN GUEST MODE PRESENT IN OWNER MODE BUT APPLICATION B INSTALLED IN OWNER MODE NOT VISIBLE IN GUEST MODE.

---

Formatted: Font: 10 pt

Formatted: Font: 10 pt

RESULT:

---

Formatted: Font: 10 pt

Formatted: Font: 10 pt

PASS

Formatted: Font: Not Bold, No underline

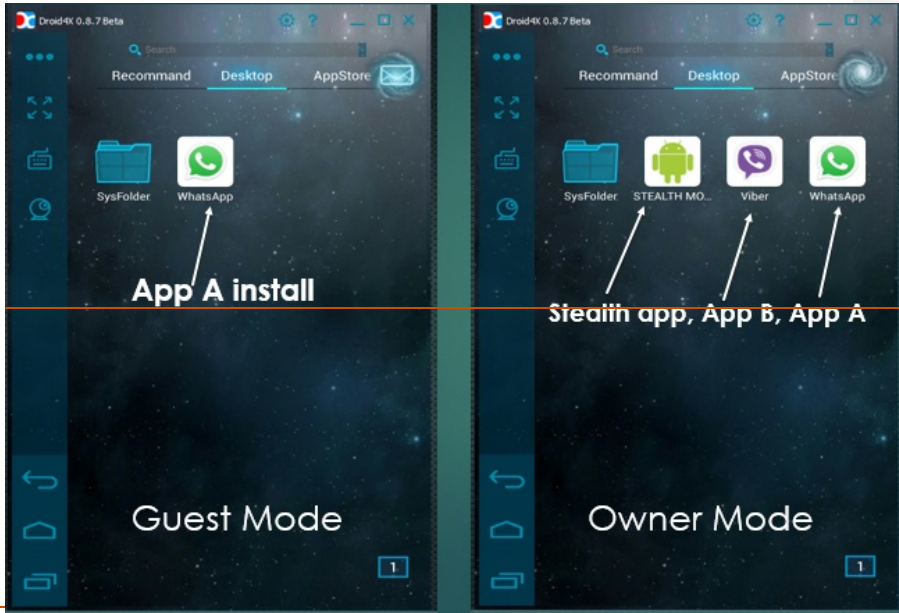
Formatted: Font: 10 pt

Formatted: Font: 10 pt



Formatted: Font: 10 pt

Formatted: Font: 10 pt



Formatted: Font: 10 pt  
Formatted: Font: 10 pt



Formatted: Font: Not Bold, No underline

Formatted: Font: 10 pt

Formatted: Font: 10 pt



Formatted: Font: 10 pt

Formatted: Font: 10 pt



Formatted: Font: 10 pt

Formatted: Font: 10 pt



Formatted: Font: 10 pt

Formatted: Font: 10 pt



Formatted: Font: 10 pt

Formatted: Font: 10 pt



Formatted: Font: 10 pt

Formatted: Font: 10 pt



Formatted: Font: 10 pt

Formatted: Font: 10 pt



Formatted: Font: 10 pt

Formatted: Font: 10 pt

TEST CASE#: 11

---

Formatted: Font: 10 pt

Formatted: Font: 10 pt

REMARKS/COMMENTS:

---

Formatted: Font: 10 pt

Formatted: Font: 10 pt

TO CHECK WHEN OWNER CLICK ON REMOVE OPTION, GUEST MODE REMOVES OR NOT?

---

Formatted: Font: 10 pt

Formatted: Font: 10 pt

OUTPUT:

Formatted: Font: 10 pt

Formatted: Font: 10 pt

~~SUCCESSFULLY REMOVED~~

---

Formatted: Font: 10 pt

Formatted: Font: 10 pt

RESULT:

---

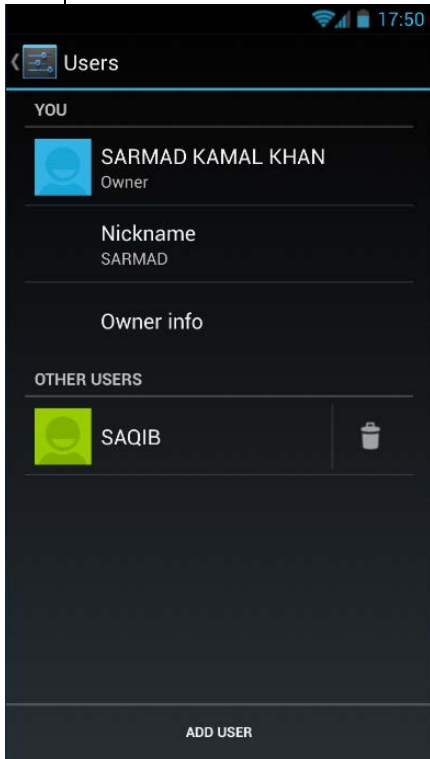
Formatted: Font: 10 pt

Formatted: Font: 10 pt

PASS

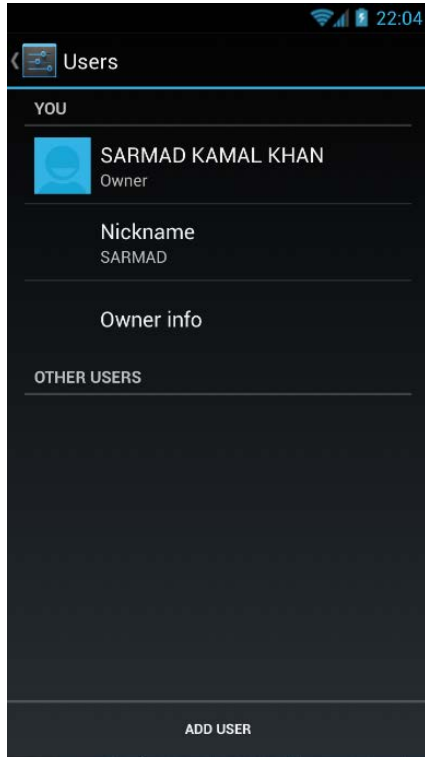
Formatted: Font: 10 pt

Formatted: Font: 10 pt



Formatted: Font: 10 pt

Formatted: Font: 10 pt



Formatted: Font: 10 pt

Formatted: Font: 10 pt



Formatted: Font: 10 pt

Formatted: Font: 10 pt



Formatted: Font: 10 pt

Formatted: Font: 10 pt



Formatted: Font: 10 pt

Formatted: Font: 10 pt



Formatted: Font: 10 pt

Formatted: Font: 10 pt



Formatted: Font: 10 pt

Formatted: Font: 10 pt



Formatted: Font: 10 pt

Formatted: Font: 10 pt



Formatted: Font: 10 pt

Formatted: Font: 10 pt



Formatted: Font: 10 pt

Formatted: Font: 10 pt



Formatted: Font color: Dark Red

Formatted: Font: 10 pt

Formatted: Font: 10 pt



Formatted: Font: 10 pt

Formatted: Font: 10 pt



Formatted: Font: 10 pt

Formatted: Font: 10 pt



Formatted: Font: 10 pt

Formatted: Font: 10 pt



Formatted: Font: 10 pt

Formatted: Font: 10 pt



Formatted: Font: 10 pt

Formatted: Font: 10 pt



Formatted: Font: 10 pt

Formatted: Font: 10 pt



Formatted: Font: 10 pt

Formatted: Font: 10 pt



Formatted: Font: 10 pt

Formatted: Font: 10 pt



Formatted: Font: 10 pt

Formatted: Font: 10 pt



Formatted: Font: 10 pt

Formatted: Font: 10 pt



Formatted: Font: 10 pt

Formatted: Font: 10 pt



Formatted: Font: 10 pt

Formatted: Font: 10 pt



Formatted: Font: 10 pt

Formatted: Font: 10 pt

Formatted: Font: 10 pt

Formatted: Font: 10 pt

REMARKS/COMMENTS:

---

Formatted: Font: 10 pt

Formatted: Font: 10 pt

TO CHECK WHEN PHONE RESTORE TO FACTORY SETTING USERS OPTION  
REMAIN OR REMOVED?

---

Formatted: Font: 10 pt

Formatted: Font: 10 pt

OUTPUT:

Formatted: Font: 10 pt

Formatted: Font: 10 pt

AS ALL PHONE SETTINGS RESTORE TO FACTORY SO, USERS OPTION FROM DEVICE SETTINGS REMOVED SUCCESSFULLY.

---

Formatted: Font: 10 pt

Formatted: Font: 10 pt

RESULT:

---

Formatted: Font: 10 pt

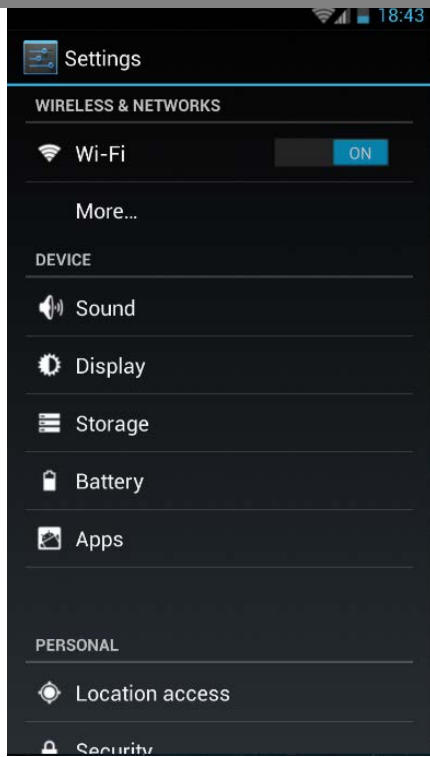
Formatted: Font: 10 pt

PASS

---

Formatted: Font: 10 pt

Formatted: Font: 10 pt



Formatted: Font: 10 pt

Formatted: Font: 10 pt



Formatted: Font: 10 pt

Formatted: Font: 10 pt



Formatted: Font: 10 pt

Formatted: Font: 10 pt



Formatted: Font: 10 pt

Formatted: Font: 10 pt



Formatted: Font: 10 pt

Formatted: Font: 10 pt



Formatted: Font: 10 pt

Formatted: Font: 10 pt



Formatted: Font: 10 pt

Formatted: Font: 10 pt



Formatted: Font: 10 pt

Formatted: Font: 10 pt



Formatted: Font: 10 pt

Formatted: Font: 10 pt



Formatted: Font: 10 pt

Formatted: Font: 10 pt



Formatted: Font: 10 pt

Formatted: Font: 10 pt



Formatted: Font: 10 pt

Formatted: Font: 10 pt



Formatted: Font: 10 pt

Formatted: Font: 10 pt



Formatted: Font: 10 pt

Formatted: Font: 10 pt



Formatted: Font: 10 pt

Formatted: Font: 10 pt



Formatted: Font: 10 pt

Formatted: Font: 10 pt



Formatted: Font: 10 pt

Formatted: Font: 10 pt



Formatted: Font: 10 pt

Formatted: Font: 10 pt



Formatted: Font: 10 pt

Formatted: Font: 10 pt



Formatted: Font: 10 pt

Formatted: Font: 10 pt



Formatted: Font: 10 pt

Formatted: Font: 10 pt



Formatted: Font: 10 pt

Formatted: Font: 10 pt

11.1

Formatted: Font: 12 pt

Formatted: Font: 10 pt

Formatted: Font: 10 pt

## 11.2 TID TEMPLATE

---

Formatted: Font: 10 pt

Formatted: Font: 10 pt

## 11.3 DECISION TABLE

---

Formatted: Font: 10 pt

Formatted: Font: 10 pt

## 11.4 TRACEABILITY MATRIX (TID vs UID)

---

Formatted: Font: 10 pt

Formatted: Font: 10 pt

## 12. RESULTS/OUTPUT/STATISTICS

---

Formatted: Font: 10 pt

Formatted: Font: 10 pt

**12.1 %COMPLETION**

Formatted: Font: Book Antiqua

Formatted: Heading 1

Formatted: Font: 10 pt

Formatted: Font: 10 pt

**12.2 %ACCURACY**

---

Formatted: Font: Arial

Formatted: Font: 10 pt

Formatted: Font: 10 pt

### 12.3 ~~%CORRECTNESS~~

---

Formatted: Font: 10 pt

Formatted: Font: 10 pt

## CONCLUSION

---

Formatted: Font: 10 pt

Formatted: Font: 10 pt

IN THE END WE CAN CONCLUDE THAT STEALTH MODE APPLICATION PROVIDES AN EASY WAY TO SAVE YOUR DATA FROM OTHER PERSONS WHO USE YOUR ANDROID DEVICE. THIS APPLICATION PROVIDES YOU A BETTER WAY TO PROTECTED YOUR DATA QUITE THAN TO LOCK YOUR ANDROID DEVICE OR MAKE DIFFERENT REASONS TO OTHER PERSON WHO WANT TO USE YOUR DEVICE. BY USING STEALTH MODE APPLICATION, YOU CAN CREATE GUEST MODE AND GIVE OTHER PERSON TO USE YOUR DEVICE WITHOUT ANY RELUCTANCE. SO, YOUR DATA WILL BE SAVE IN OWNER MODE AND GUEST MODE USER DIDN'T KNOW ABOUT YOUR DATA AND APPLICATIONS. ALSO GUEST MODE USER APPLICATION AND OTHER DATA WHICH HE/SHE SAVED IN THIS DEVICE YOU CAN CHECKED AND CHANGED THEM EASILY.

Formatted: Font: Book Antiqua, 12 pt

Formatted: Heading 1

Formatted: Font: 12 pt

Formatted: Font: 12 pt

Formatted: Font: 12 pt

Formatted: Font: 12 pt

Formatted: Font: 12 pt

Formatted: Font: 12 pt

Formatted: Font: 12 pt

Formatted: Font: 10 pt

Formatted: Font: 10 pt

13.

Formatted: Font: Times New Roman

Formatted: Font: 10 pt

Formatted: Font: 10 pt

FUTURE WORK

Formatted: Font: 10 pt

Formatted: Font: 10 pt

**API SUPPORTS THAT ACCESS MODES THROUGH PASSWORDS**

Formatted: Font: Book Antiqua, 12 pt

Formatted: Heading 1, No bullets or numbering

Formatted: Font: 10 pt

Formatted: Font: 10 pt

FASTER BY USING DIFFERENT ALGORITHMS

---

Formatted: Font: 10 pt

Formatted: Font: 10 pt

MORE RELIABLE

---

Formatted: Font: 10 pt

Formatted: Font: 10 pt

14.

Formatted: Font: Times New Roman

Formatted: Font: 10 pt

Formatted: Font: 10 pt

BIBLIOGRAPHY

Formatted: Font: 10 pt

Formatted: Font: 10 pt

15. KHAN, SARMAK KAMAL AND SAQIB NAVEED. STEALTH MODE APPLICATION.  
LAHORE: UMT, 2016

---

Formatted: Font: Book Antiqua, 12 pt

Formatted: Font: 12 pt

Formatted: Font: 10 pt

Formatted: Font: 10 pt

16. APPENDIX

---

Formatted: Font: 10 pt

Formatted: Font: 10 pt

# GLOSSARY OF TERMS

---

Formatted: Heading 1

Formatted: Font: 10 pt

Formatted: Font: 10 pt

STEALTH TO HIDE IN A BETTER WAY THAT IS NOT HARM FOR SOME  
ONE

---

- Formatted: Font: Book Antiqua, 12 pt
- Formatted: Font: Book Antiqua, 12 pt
- Formatted: Font: Book Antiqua, 12 pt

- Formatted: Font: 10 pt
- Formatted: Font: 10 pt

OWNER MODE

VENDER OF THE THING

Formatted: Font: Book Antiqua, 12 pt

Formatted: Font: Book Antiqua, 12 pt

Formatted: Font: 10 pt

Formatted: Font: 10 pt

~~GUEST MODE INVITE SOMEONE TO USE~~

Formatted: Font: Book Antiqua, 12 pt

Formatted: Font: 10 pt

Formatted: Font: 10 pt

16.1

Formatted: Font: 12 pt

Formatted: Font: 10 pt

Formatted: Font: 10 pt

## ENVIRONMENTAL SETUP

Formatted: Font: 10 pt

Formatted: Font: 10 pt

MACHINE USING INTEL HARDWARE TO DEVELOP THIS APPLICATION

---

Formatted: Font: Book Antiqua, 12 pt

Formatted: Font: 10 pt

Formatted: Font: 10 pt

Formatted: Font: 10 pt

Formatted: Font: 10 pt

16.2

Formatted: Font: Times New Roman

Formatted: Font: 10 pt

Formatted: Font: 10 pt

## EXPERIMENTAL SETUP

Formatted: Font: 10 pt

Formatted: Font: 10 pt

Formatted: Font: Book Antiqua, 12 pt

Formatted: Font: 10 pt

Formatted: Font: 10 pt

USING ADVISOR EXPERIENCE

Formatted: Font: 12 pt

Formatted: Font: 10 pt

Formatted: Font: 10 pt

16.3

Formatted: Font: Times New Roman

Formatted: Font: 10 pt

Formatted: Font: 10 pt

## 16.4 ASSUMPTIONS

---

Formatted: Font: 10 pt

Formatted: Font: 10 pt

## 16.5 PRE-REQUISITES

---

Formatted: Font: Book Antiqua

Formatted: Font: 10 pt

Formatted: Font: 10 pt

## 16.6 DATA SETS/TEST DATA

---

Formatted: Font: 10 pt

Formatted: Font: 10 pt



Formatted: Heading 1, Indent: Left: 0"

Formatted: Font: 10 pt

Formatted: Font: 10 pt

**DEVICE MUST BE ROOTED TO INSTALL STEALTH MODE APPLICATION**

Formatted: Heading 1, No bullets or numbering

Formatted: Font: 10 pt

Formatted: Font: 10 pt

~~DEVICE API MUST BE 4.2.2 API~~

---

Formatted: Font: 10 pt

Formatted: Font: 10 pt

~~APPLICATION MUST BE INSTALLED CORRECTLY FROM TRUSTED SOURCE~~

Formatted: Font: 10 pt

Formatted: Font: 10 pt

Formatted: Heading 1

Formatted: Font: 10 pt

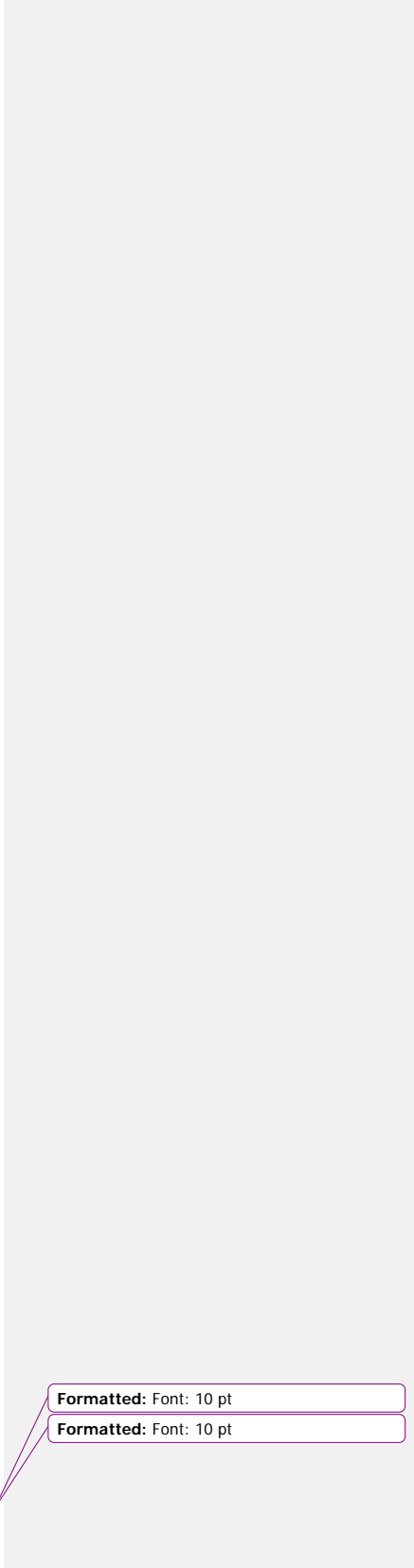
Formatted: Font: 10 pt

—

\_\_\_\_\_


Formatted: Font: 10 pt

Formatted: Font: 10 pt



Formatted: Font: 10 pt

Formatted: Font: 10 pt



Formatted: Font: 10 pt

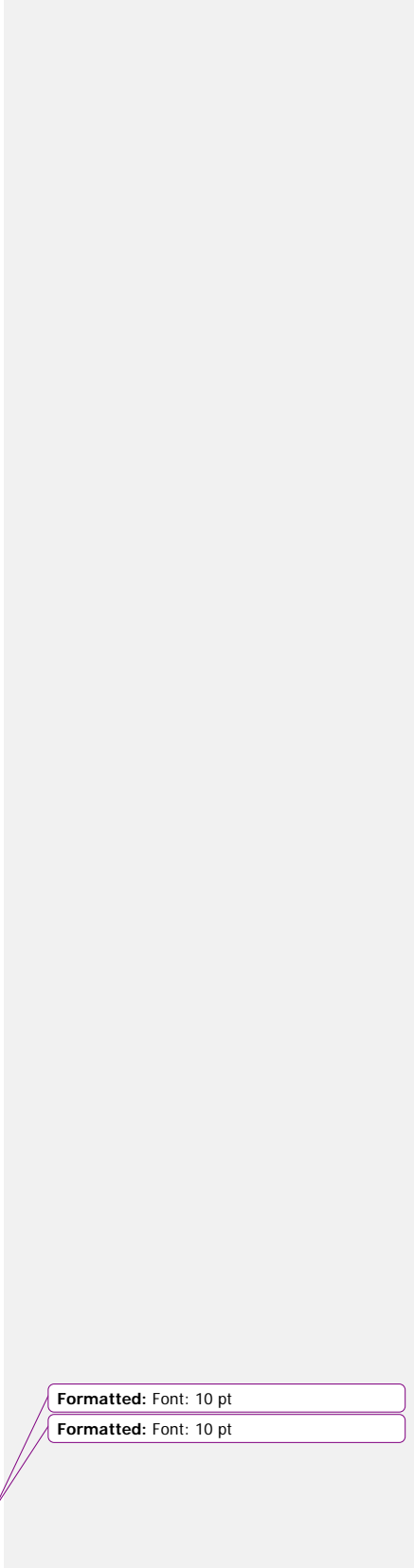
Formatted: Font: 10 pt

—

\_\_\_\_\_

Formatted: Font: 10 pt

Formatted: Font: 10 pt



Formatted: Font: 10 pt

Formatted: Font: 10 pt

—

\_\_\_\_\_

Formatted: Font: 10 pt

Formatted: Font: 10 pt

—

\_\_\_\_\_

Formatted: Font: 10 pt

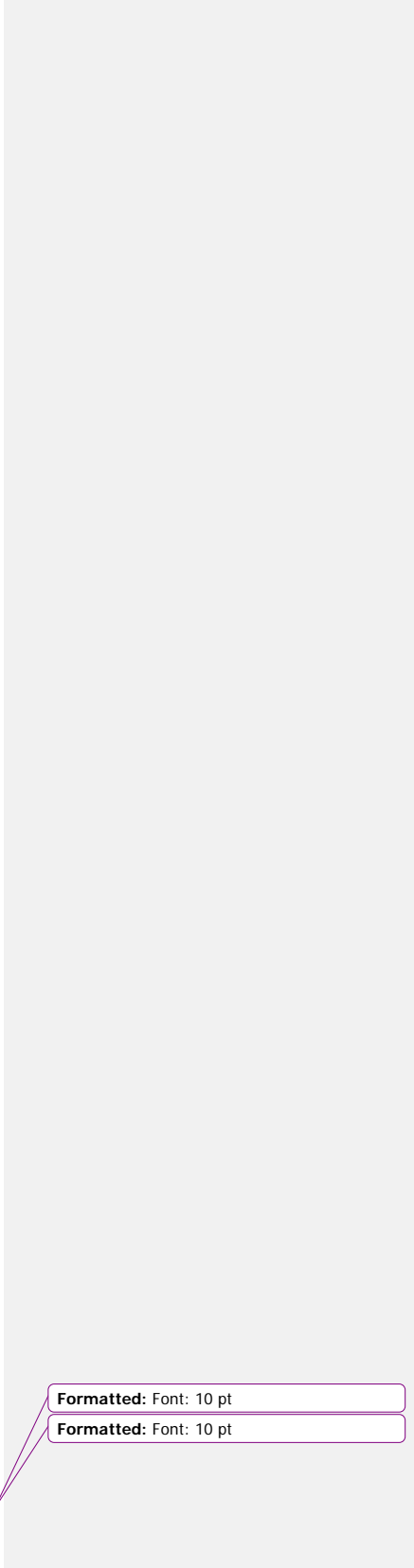
Formatted: Font: 10 pt

—

\_\_\_\_\_

Formatted: Font: 10 pt

Formatted: Font: 10 pt



Formatted: Font: 10 pt

Formatted: Font: 10 pt

—

\_\_\_\_\_

Formatted: Font: 10 pt

Formatted: Font: 10 pt

—

\_\_\_\_\_

Formatted: Font: 10 pt

Formatted: Font: 10 pt

—

\_\_\_\_\_

Formatted: Font: 10 pt


Formatted: Font: 10 pt

—

\_\_\_\_\_

Formatted: Font: 10 pt

Formatted: Font: 10 pt



Formatted: Font: 10 pt

Formatted: Font: 10 pt

—

\_\_\_\_\_

Formatted: Font: 10 pt

Formatted: Font: 10 pt

—

\_\_\_\_\_

Formatted: Font: 10 pt

Formatted: Font: 10 pt

—

\_\_\_\_\_

Formatted: Font: 10 pt

Formatted: Font: 10 pt

—

—————

Formatted: Font: 10 pt

Formatted: Font: 10 pt

\_\_\_\_\_

\_\_\_\_\_

Formatted: Font: 10 pt

Formatted: Font: 10 pt

<Stealth Mode Application Project Name> Functional Specifications, Version <1>



Formatted: Font: 10 pt

Formatted: Font: 10 pt

— TO DO

---

Formatted: Heading 1, Indent: Left: 0"

Formatted: Font: 10 pt

Formatted: Font: 10 pt

~~4) — **ADD FUNCTIONAL REQUIREMENT AND NON FUNCTIONAL REQUIREMENT UNDER HEADING 2**~~

---

Formatted: Heading 1, No bullets or numbering

Formatted: Font: 10 pt

Formatted: Font: 10 pt



Formatted: Heading 1

Formatted: Font: 10 pt

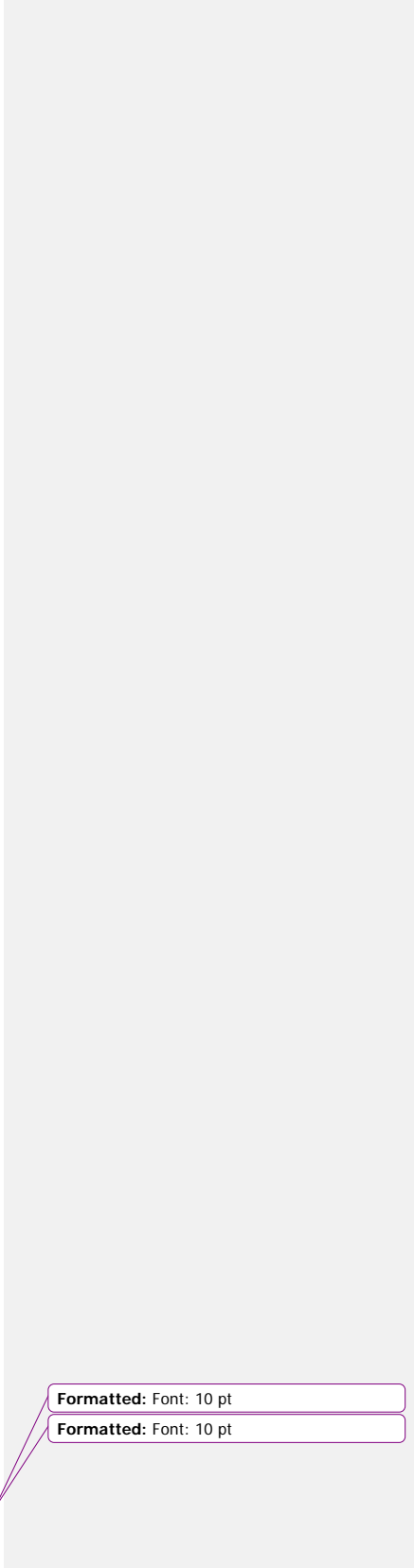
Formatted: Font: 10 pt

—

\_\_\_\_\_

Formatted: Font: 10 pt

Formatted: Font: 10 pt



Formatted: Font: 10 pt

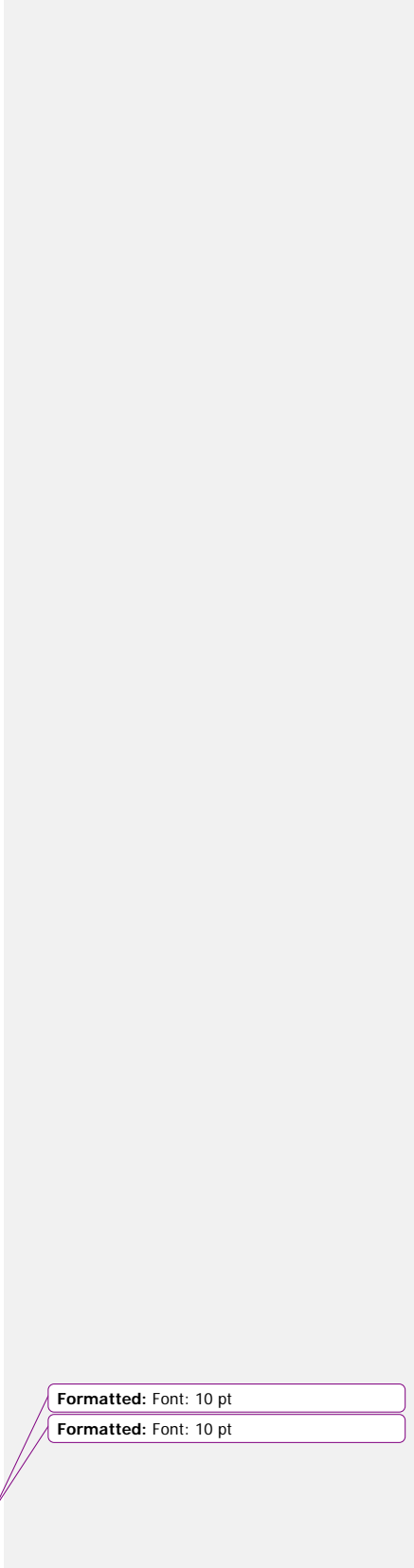
Formatted: Font: 10 pt

—

\_\_\_\_\_

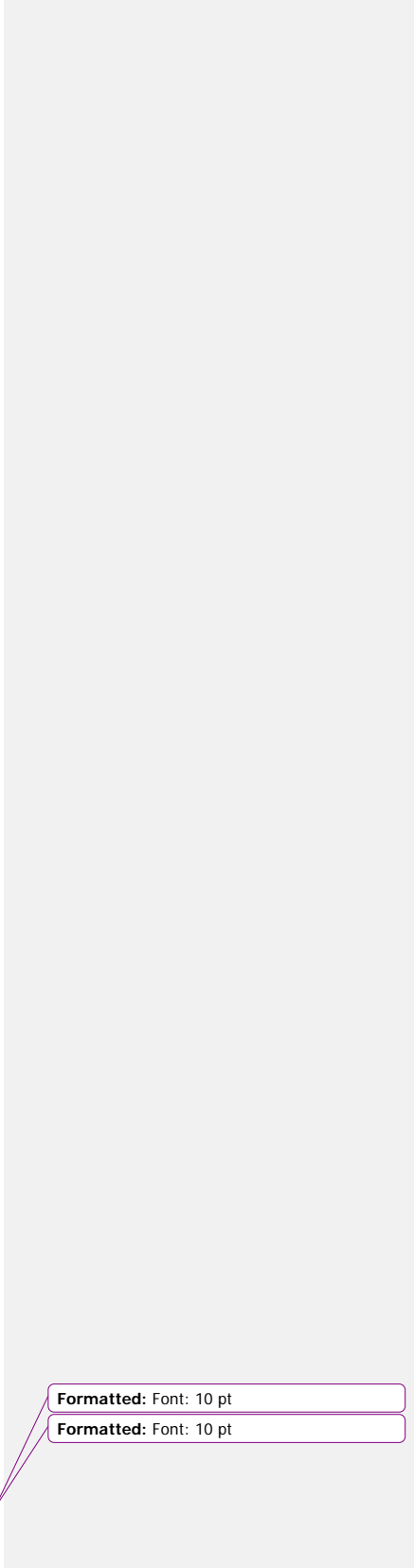
Formatted: Font: 10 pt

Formatted: Font: 10 pt



Formatted: Font: 10 pt

Formatted: Font: 10 pt



Formatted: Font: 10 pt

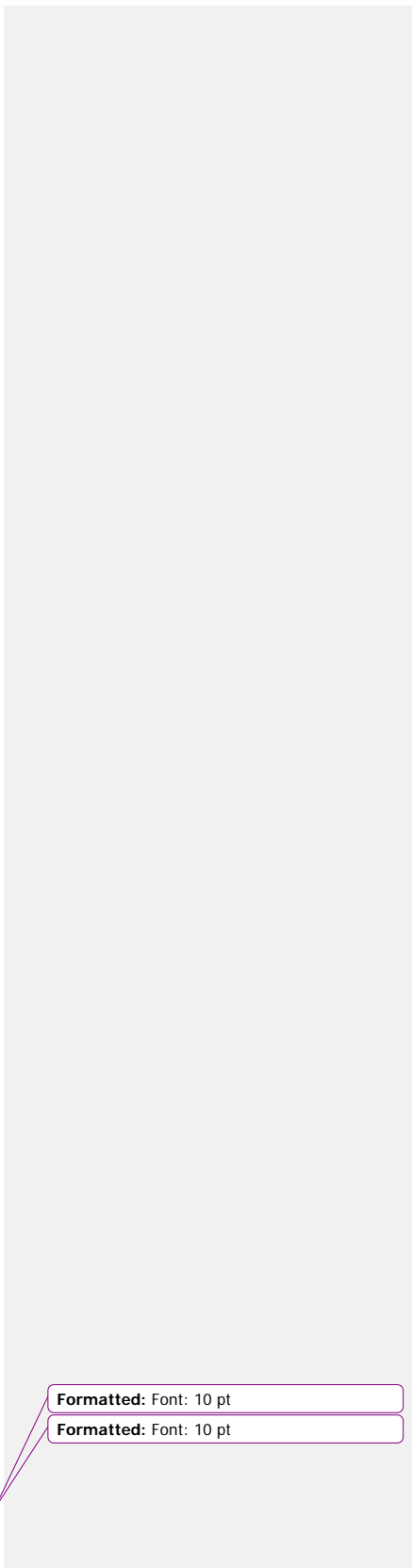
Formatted: Font: 10 pt

—

\_\_\_\_\_

Formatted: Font: 10 pt

Formatted: Font: 10 pt



Formatted: Font: 10 pt

Formatted: Font: 10 pt